

Alpine Ski Leg Results

172 Teams

Pole Pedal Paddle 2006

at Jackson, Wyoming

on 4/1/2006

Orthopaedic Associates



William C. Neal, MD

Alvis R. Forbes, MD

Mary C. Neal, MD



SNAKE RIVER
SPORTING CLUB

Union
WIRELESS
Your Local Communications Provider
1-888-926-CARE



Fitzgerald's
Bicycles



JACKSON
HOLE

Leg Rank	Bib	Name	Team	Leg Time	After Leg Time	After Leg Rank
1	131	CLARK, Sean	Mountainside Village	3:26.8	3:26.8	1
2	134	HENDRICKSON, Kevin	Sunny Lodwick	3:30.3	3:30.3	2
3	133	BLOWERS, John	Rendezvous River Sports	3:33.9	3:33.9	3
4	172	STEVENS, Alex	One to One Wellness	3:44.9	3:44.9	4
5	146	LEBREQUE, Ben	Team Updog	3:52.5	3:52.5	5
6	53	GUTE, Jim	The Desk Jockeys	3:56.9	3:56.9	6
7	175	CHILTON, Brad	Scotts Ski and Sports	3:58.3	3:58.3	7
8	176	HOLMES, Brooks	Snake River Kayak	3:59.0	3:59.0	8
9	138	CARGILL, AJ	Rendezvous River Sports	4:03.0	4:03.0	9
10	167	ROUNKLES, Keith	Keith Rounkles	4:05.1	4:05.1	10
11	181	PRUZAN, Aaron	Rendezvous River Sports	4:09.5	4:09.5	11
12	163	HAASER, Craig	Craig Haaser	4:11.6	4:11.6	12
13	132	MCDERMOTT, Pat	Rasta Business	4:15.0	4:15.0	13
14	144	ABRASZEWSKI, Pawel	Tachycardia	4:16.1	4:16.1	14
15	141	MINSHALL, Thaddeus	Jarvis	4:17.2	4:17.2	15
16	145	DAMMAN, Andy	Tasty Squirrel	4:20.7	4:20.7	16
17	85	LENZ, Brian	The April Fools	4:21.0	4:21.0	17
18	149	LEMKE, Dustin	Lemke/Anderson	4:25.5	4:25.5	18
19	171	NIELDS, Morgan	Morgan Nields	4:26.9	4:26.9	19
20	180	LOGAN, Tyson	Tyson Logan	4:30.1	4:30.1	20
21	45	DENTON, Rob	Snake River Brewing	4:31.0	4:31.0	21
22	79	PIPER, Ellie	Kunkel	4:32.1	4:32.1	22
23	140	BYERLY, Shari	Chicks With Quads	4:32.3	4:32.3	23
24	130	COHEN, Mark	Keen/Torgny's Revenge	4:35.8	4:35.8	24
25	41	SELKOWITZ, Peter	Rocky Mountain Bank	4:36.7	4:36.7	25
26	118	WILCOX, Jeff	Wingin` It	4:36.8	4:36.8	26

Leg Rank	Bib	Name	Team	Leg Time	After Leg Time	After Leg Rank
27	91	OFFUTT, Tucker	Team Holland	4:38.3	4:38.3	27
28	102	SPITZER, Eric	Eric Spitzer	4:40.4	4:40.4	28
29	51	GRAHAM, Tait	Team Tatum	4:42.1	4:42.1	29
30	106	RIVINUS, Jonathan	Jonathan Rivinus	4:42.8	4:42.8	30
31	59	WRIGHT, Crystal	C.A.M.S.	4:43.5	4:43.5	31
32	143	PEACOCK, Brent	Peacock	4:43.5	4:43.5	32
33	142	DESLAURIERS, Kit	New York City Sub Shop	4:44.6	4:44.6	33
34	78	DITTMAR, Peter	Jackson Hole Land Trust	4:49.0	4:49.0	34
35	50	MOSSGELLAR, Mark	team GO	4:49.9	4:49.9	35
36	165	PETERVARY, Jay	Fitzgeralds Bicycles3	4:51.1	4:51.1	36
37	52	WATSABAUGH, Justic	Team Wats	4:53.7	4:53.7	37
38	110	CAREY, Nate	N Smooth	4:54.1	4:54.1	38
39	104	LEVENSON, Ian	Ian Levenson	5:01.7	5:01.7	39
40	168	NELSON, Luke	Luke Nelson	5:02.5	5:02.5	40
41	83	VALIANTE, Chris	Team 22 Designs	5:07.8	5:07.8	41
42	81	LINN, Laura	Linn Ranch	5:09.0	5:09.0	42
43	74	CONNOR, Mike	Team Green 15	5:09.0	5:09.0	43
44	100	GILLESPIE, Darin	Darin Gillespie	5:11.8	5:11.8	44
45	9	STITT, Shawn	Toe Jam	5:11.9	5:11.9	45
46	40	DOWDA, Mike	Precision Painting Inc.	5:13.7	5:13.7	46
47	111	O`MALLEY, Sean	Rendezvous Engineering	5:14.3	5:14.3	47
48	135	BOMB CHYTKA, Car	Team Kung Fu	5:14.7	5:14.7	48
49	8	CORDELL, Ben	The Trammies	5:16.0	5:16.0	49
50	107	BURKE, Kevin	Kevin Burke	5:18.7	5:18.7	50
51	54	SHANNON, Liz	Ambidextrous	5:19.3	5:19.3	51
52	112	GUAY, Ryan	Ryan Guay	5:20.1	5:20.1	52
53	148	LARROW, Joe	Larrow/Luderer	5:22.1	5:22.1	53
54	173	GANZENMULLER, Derek	Rendezvous River Sports	5:27.4	5:27.4	54
55	23	PETERS, Bob	Fort Ticoderoga Ferry	5:28.5	5:28.5	55
56	48	MATHSON, Dave	Team Evanston	5:28.8	5:28.8	56
57	76	BARWELL, Ian	E-Z Riders	5:29.7	5:29.7	57
58	166	BELLORADO, Orion	Hayaiuma	5:30.5	5:30.5	58
59	44	SIMMONS, Ryan	Simmons & Hlavaty	5:31.1	5:31.1	59
60	90	DWSON, Ted	TDR	5:37.0	5:37.0	60
61	159	MADDEN, Katherine	Katherine Blee Madden	5:39.1	5:39.1	61
62	150	ONUFER, Liz	Onufer	5:39.8	5:39.8	62
63	36	NELSON, Casey	Element	5:41.0	5:41.0	63
64	114	M. LYNCH, Luke	The Conservation Fund	5:43.9	5:43.9	64
65	151	PRICE, Devon	Price and McGee	5:46.8	5:46.8	65
66	99	TOLSON, Dan	Dan Tolson	5:49.7	5:49.7	66
67	82	LEAVELL, Rick	Quatro Quirky Coronitas	5:49.8	5:49.8	67
68	157	DEUTER, Dayna	Hammer Nutrition/Rossig	5:54.8	5:54.8	68
69	80	SCHOU, Katie	Life-Link	6:05.4	6:05.4	69

Leg				After Leg	
Rank	Bib	Name	Team	Leg Time	Time Rank
70	178	MCCLENNEN, Nate	Teton Cycle Works	6:06.1	6:06.1 70
71	77	DALBY, mark	Il Bastardo`s	6:06.2	6:06.2 71
72	43	MERVIS, Pete	Sean Barry	6:06.4	6:06.4 72
73	37	COLLIGAN, Chris	iawimine	6:07.4	6:07.4 73
74	33	BROWN, Wendell	Wendell Brown	6:07.4	6:07.4 74
75	2	PAYNE, Charles	Loose Operation	6:10.1	6:10.1 75
76	170	CURTIS, Mitch	Mitch Curtis	6:12.6	6:12.6 76
77	103	KELLEY, Tim	Fitzgeralds Bicycles	6:22.4	6:22.4 77
78	3	LAWLESS, Don	Short Bus	6:29.9	6:29.9 78
79	62	BURNETT, Mary	Mogul Morgans	6:34.8	6:34.8 79
80	164	CURTIS, Paul	Curtis&Browning Law	6:41.7	6:41.7 80
81	161	SMITH, Brian	Brian Smith	6:43.5	6:43.5 81
82	14	DEPPERSCHMIDT, Quinn	Las Tortugas	6:43.9	6:43.9 82
83	155	PETERVARY, Tracey	Fitzgeralds Bicycles2	6:45.8	6:45.8 83
84	70	YOUNG, Maria	THE FREEHEELED GIRLS	6:46.7	6:46.7 84
85	21	LAVIGNO, Hilary	Orthopaedic Associates	6:49.0	6:49.0 85
86	117	NEAL, Willie	Willie Neal	6:49.5	6:49.5 86
87	68	LEWIS, Jean	Team OWL	6:52.2	6:52.2 87
88	94	NORTON, Alex	Alex Norton	6:53.4	6:53.4 88
89	17	SWAN, Steve	Team Swan	6:54.3	6:54.3 89
90	64	SHEETS, Ticia	Smooth Moove	6:55.4	6:55.4 90
91	128	WATSON, Lisa	Lisa Watson	6:58.0	6:58.0 91
92	88	KNIGHTON, Suzanne	S.B. 2000 and Sick!	7:00.5	7:00.5 92
93	22	PAGE, Ben	Team Ben	7:02.2	7:02.2 93
94	177	GREENHOLZ, Steven	Steven Greenholz	7:03.8	7:03.8 94
95	61	SMITH, Heather	Lucky Four	7:06.7	7:06.7 95
96	24	MALONEY, Bill	Last Gasp	7:11.0	7:11.0 96
97	28	NOVAK, Ron	April Fool	7:12.2	7:12.2 97
98	153	SCHUFF, Theo	Schuff and Burkel	7:14.9	7:14.9 98
99	75	BURNS, Brendan	Casinova	7:19.7	7:19.7 99
100	60	GREEN, Jennifer	Green Block	7:23.4	7:23.4 100
101	105	STANFORD, Jim	Jim Stanford	7:26.1	7:26.1 101
102	35	NEPERUD, Erik	Double Deuce	7:30.6	7:30.6 102
103	95	CAVALLARO, Andy	Andy Cavallaro	7:32.9	7:32.9 103
104	86	CARROLL-LARSON, Jordan	The Kabouters	7:33.3	7:33.3 104
105	97	BUTLER, Brian	Brian Butler	7:33.5	7:33.5 105
106	4	LARIMER, Amy	SNOW KING	7:35.4	7:35.4 106
107	179	WARD, Travis	Travis Ward	7:36.7	7:36.7 107
108	1	MCLAIN, Cacia	Little Debbies	7:36.8	7:36.8 108
109	113	BERGART, David	The Bergnado	7:39.6	7:39.6 109
110	154	TERRY, Chellie	Fitzgeralds Bicycles1	7:40.5	7:40.5 110
111	49	GOSLIN, Jim	Team GK	7:41.2	7:41.2 111
112	66	OJA-JOHNSON, Jill	Team Keg Legs	7:43.0	7:43.0 112

Leg Rank	Bib	Name	Team	Leg Time	After Leg Time	Rank
113	39	FORMAN, Adrian	`Jerry`s Dead, Phish Suck	7:46.0	7:46.0	113
114	46	CHAPMAN, Tom	Snake River Sporting Clu	7:50.1	7:50.1	114
115	152	REMLINGER, Maddy	Remlinger	7:54.4	7:54.4	115
116	126	STEFFEY, Heather	Heather Steffey	8:07.1	8:07.1	116
117	47	STAKER, Doug	Staker	8:18.3	8:18.3	117
118	121	HUNT, James	5 Pack 5	8:19.3	8:19.3	118
119	73	FRY, Grant	Are we there yet?	8:19.5	8:19.5	119
120	58	CARLIN, Betsy	BBM&S	8:21.1	8:21.1	120
121	137	DOUTHAT, Scottie	Amy Harvey	8:22.7	8:22.7	121
122	12	DEJONGH, Desiree	Dejongh and Safford	8:39.6	8:39.6	122
123	169	FREEBURN, Mike	Mike Freeburn	8:45.0	8:45.0	123
124	147	KERASOTE, Ted	Ted Kerasote	8:51.1	8:51.1	124
125	18	SPRINGER, Wilton	The Springloose Team	8:51.2	8:51.2	125
126	67	PRATER, Michelle	Team Nuts and Bolts	8:51.2	8:51.2	126
127	65	FINCH, Shannon	Sweet Sauce Dub Squad	8:54.8	8:54.8	127
128	98	STARK, Craig	Craig Stark	9:02.7	9:02.7	128
129	6	ARUTHER, Allison	Taylor Mortgage	9:07.1	9:07.1	129
130	15	THOMAS, Sawyer	Magpie Furniture	9:17.5	9:17.5	130
131	96	SCOTT, Ben	Ben Scott	9:51.5	9:51.5	131
132	5	MYERS, Stacy	Star City Crew	9:51.7	9:51.7	132
133	30	HIPSHER, Mike	Mike Hipsher	9:54.2	9:54.2	133
134	87	LAVINO, Jane	The Meandering Marmots	9:54.7	9:54.7	134
135	7	ROBICHAU, Joanne	The Apprentices	9:56.8	9:56.8	135
136	119	EDWARDS, Ross	5 Pack 2	9:58.8	9:58.8	136
137	127	WHALE, Laura	Laura Whale	10:03.0	10:03.0	137
138	31	DICK, `Weinbrandt,`	Peaked Sports	10:47.1	10:47.1	138
139	13	WATKINS, Joshua	John B. English	10:50.3	10:50.3	139
140	116	STARK, Ty	Ty Stark	10:50.9	10:50.9	140
141	25	FORD, Karen	Team Towanda	11:05.7	11:05.7	141
142	156	YOUNG, Geanie	Geanie Young	11:29.9	11:29.9	142
143	174	BENTLEY, Ryan	Ryan Bentley	11:37.5	11:37.5	143
144	125	OLSON, Dana	Dana Olson	11:37.9	11:37.9	144
145	89	SONNEMANN, Cara	Sonnemann and Doerr	11:43.8	11:43.8	145
146	16	NEAL, Peter	Neal Family	12:03.8	12:03.8	146
147	27	CLARK, Jeanie	Team Joey	12:21.2	12:21.2	147
148	63	GILBERT, Kristen	SBS (Slow But Smart)	12:36.2	12:36.2	148
149	26	ENGLISH, Kathy	Pat and Kathy English	12:48.6	12:48.6	149
150	55	MOTT, Macey	Aspen Travel	12:50.0	12:50.0	150
151	120	NISHKIAN, Levon	5 Pack 3	12:51.4	12:51.4	151
152	123	EDWARDS, Gloria	5 Pack 1	13:05.9	13:05.9	152
153	92	PETSCH, Sara	Team Petsch	14:03.1	14:03.1	153
154	124	NISHKIAN, Maio	5 Pack 4	14:05.3	14:05.3	154
155	42	LEE, Jeff	School`s Out!	14:45.3	14:45.3	155

Leg Rank	Bib	Name	Team	Leg Time	After Leg Time	Rank
156	72	AINSLIE, Steve	Ainslie and Boroff	15:27.5	15:27.5	156
157	109	HUDSON, Martin	Martin Hudson	15:51.4	15:51.4	157
158	158	FREEBURN, Jana	Jana Freeburn	16:51.4	16:51.4	158
159	20	BERLIN, Nina	Team Berlin	17:09.7	17:09.7	159
160	71	CORRY, Jenny	turbo`s	21:02.5	21:02.5	160
161	19	WEENIG, Elijah	Weenig Family	36:44.2	36:44.2	161

XC Ski Leg Results

172 Teams

Pole Pedal Paddle 2006

at Jackson, Wyoming

on 4/1/2006




William C. Neal, MD

Alvis R. Forbes, MD

Mary C. Neal, MD



SNAKE RIVER
SPORTING CLUB



Fitzgerald's
Bicycles



JACKSON
HOLE

Leg Rank	Bib	Name	Team	Leg Time	After Leg Time	After Leg Rank
1	134	DEMONG, Bill	Sunny Lodwick	36:25.8	39:56.0	1
2	133	FILARDO, Juan	Rendezvous River Sports	37:10.0	40:43.9	2
3	135	DEMON DARAIE, Screamin`	Team Kung Fu	38:39.0	43:53.7	5
4	142	CURRAN, Jim	New York City Sub Shop	38:58.9	43:43.5	4
5	176	HOLMES, Brooks	Snake River Kayak	39:16.6	43:15.6	3
6	117	NEAL, Willie	Willie Neal	39:41.0	46:30.5	11
7	113	BERGART, David	The Bergnado	39:57.7	47:37.3	14
8	130	MOGREN, Ken	Keen/Torgny's Revenge	40:40.1	45:15.9	7
9	81	GILROY, Pat	Linn Ranch	40:41.8	45:50.8	9
10	172	STEVENS, Alex	One to One Wellness	41:23.6	45:08.5	6
11	138	PRUZAN, Tamsen	Rendezvous River Sports	41:25.8	45:28.9	8
12	22	PAGE, Ben	Team Ben	42:19.4	49:21.6	16
13	165	PETERVARY, Jay	Fitzgeralds Bicycles3	42:38.5	47:29.5	12
14	131	NEAL, Eliot	Mountainside Village	42:41.1	46:07.9	10
15	86	BRUSH, Brian	The Kabouters	43:09.3	50:42.6	18
16	181	PRUZAN, Aaron	Rendezvous River Sports	43:27.0	47:36.5	13
17	169	FREEBURN, Mike	Mike Freeburn	43:46.7	52:31.6	23
18	114	M. LYNCH, Luke	The Conservation Fund	44:37.5	50:21.5	17
19	145	THOMAS, Beth	Tasty Squirrel	44:48.2	49:08.9	15
20	26	ENGLISH, Pat	Pat and Kathy English	45:39.0	58:27.6	48
21	161	SMITH, Brian	Brian Smith	46:05.8	52:49.3	24
22	48	THORNHILL, Sam	Team Evanston	46:14.6	51:43.4	20
23	18	SPRINGER, John	The Springloose Team	46:15.6	55:06.8	35
24	70	COGSWELL, Parke	THE FREEHEELED GIRLS	46:28.5	53:15.2	27
25	173	GANZENMULLER, Derek	Rendezvous River Sports	46:28.9	51:56.3	22
26	15	THOMAS, Charlie	Magpie Furniture	46:45.7	56:03.2	39

Leg Rank	Bib	Name	Team	Leg Time	After Leg Time	After Leg Rank
27	94	NORTON, Alex	Alex Norton	47:08.8	54:02.2	29
28	149	ANDERSON, Hatilie	Lemke/Anderson	47:09.4	51:34.9	19
29	88	WENGER, Joel	S.B. 2000 and Sick!	47:23.1	54:23.6	32
30	141	EAGEN, Gretta	Jarvis	47:36.3	51:53.6	21
31	27	CLARK, Mark	Team Joey	47:44.6	1:00:05.8	56
32	157	DEUTER, Dayna	Hammer Nutrition/Rossig	48:17.3	54:12.1	31
33	51	SPACKMAN, Jarad	Team Tatum	48:22.2	53:04.3	26
34	178	MCCLENNEN, Nate	Teton Cycle Works	48:26.8	54:32.9	33
35	31	DICK, `Weinbrandt,`	Peaked Sports	48:27.6	59:14.7	51
36	166	BELLORADO, Orion	Hayaiuma	48:32.8	54:03.2	30
37	111	O`MALLEY, Sean	Rendezvous Engineering	48:33.6	53:48.0	28
38	179	WARD, Travis	Travis Ward	48:35.9	56:12.6	40
39	158	FREEBURN, Jana	Jana Freeburn	48:58.1	1:05:49.5	87
40	53	WINKLER, Bret	The Desk Jockeys	48:59.7	52:56.6	25
41	96	SCOTT, Ben	Ben Scott	49:08.7	59:00.2	49
42	30	HIPSHER, Mike	Mike Hipsher	49:51.0	59:45.2	54
43	171	NIELDS, Morgan	Morgan Nields	50:06.0	54:32.9	34
44	83	WOLFF, Sue	Team 22 Designs	50:09.7	55:17.5	36
45	72	BOROFF, Kari	Ainslie and Boroff	50:12.0	1:05:39.5	86
46	174	BENTLEY, Ryan	Ryan Bentley	50:14.3	1:01:51.8	63
47	147	BRESLIN, Molly	Ted Kerasote	50:22.9	59:14.0	50
48	23	NORRIS, Billy	Fort Ticoderoga Ferry	50:23.0	55:51.5	37
49	104	LEVENSON, Ian	Ian Levenson	50:49.9	55:51.6	38
50	107	BURKE, Kevin	Kevin Burke	51:10.0	56:28.7	42
51	13	ENGLISH, John	John B. English	51:11.6	1:02:01.9	64
52	150	ONUFER, Chris	Onufer	51:18.7	56:58.5	44
53	99	TOLSON, Dan	Dan Tolson	51:25.7	57:15.4	45
54	44	SIMMONS, Richard	Simmons & Hlavaty	51:45.4	57:16.5	46
55	41	BYERLY, Mark	Rocky Mountain Bank	51:51.0	56:27.7	41
56	140	WILLIAMS, Stephanie	Chicks With Quads	52:05.8	56:38.0	43
57	24	POKORNEY, Richard	Last Gasp	52:16.1	59:27.0	53
58	21	THOMAS, Yara	Orthopaedic Associates	52:31.0	59:20.0	52
59	91	BOUWMEESTER, Hanneke	Team Holland	52:42.8	57:21.1	47
60	16	NEAL, Mary	Neal Family	53:19.4	1:05:23.2	84
61	155	PETERVARY, Tracey	Fitzgeralds Bicycles2	53:31.0	1:00:16.9	57
62	95	CAVALLARO, Andy	Andy Cavallaro	53:36.5	1:01:09.4	61
63	73	HESS, Frank	Are we there yet?	54:15.4	1:02:34.9	68
64	52	WATSABAUGH, Rob	Team Wats	55:01.0	59:54.7	55
65	20	BERLIN, Shaena	Team Berlin	55:33.2	1:12:42.9	109
66	8	TERRY, Jamie	The Trammies	55:45.8	1:01:01.7	59
67	54	BAILEY, Pam	Ambidextrous	55:46.3	1:01:05.5	60
68	103	KELLEY, Tim	Fitzgeralds Bicycles	56:06.3	1:02:28.7	66
69	79	GEIGER, Steve	Kunkel	56:06.4	1:00:38.6	58

Leg					After Leg		
Rank	Bib	Name	Team	Leg Time	Time	Rank	
70	154	TERRY, Chellie	Fitzgeralds Bicycles1	56:16.1	1:03:56.5	75	
71	33	BROWN, Wendell	Wendell Brown	56:28.5	1:02:35.9	69	
72	110	CAREY, Nate	N Smooth	56:38.0	1:01:32.0	62	
73	43	SIRAK, Todd	Sean Barry	56:56.3	1:03:02.7	71	
74	112	GUAY, Ryan	Ryan Guay	57:09.5	1:02:29.6	67	
75	87	LAVINO, Ed	The Meandering Marmots	57:27.5	1:07:22.2	92	
76	105	STANFORD, Jim	Jim Stanford	57:41.6	1:05:07.6	80	
77	45	BORREGO, Rudy	Snake River Brewing	57:56.8	1:02:27.8	65	
78	75	COOK, Ty	Casinova	57:59.0	1:05:18.7	82	
79	118	WILCOX, Jeff	Wingin` It	58:09.1	1:02:45.9	70	
80	152	REMLINGER, Brian	Remlinger	58:21.4	1:06:15.7	89	
81	64	MOORE, Suzanne	Smooth Moove	58:42.8	1:05:38.1	85	
82	74	WOODRUFF, Susannah	Team Green 15	58:48.9	1:03:57.9	76	
83	80	WHISENAND, Kelly	Life-Link	59:07.2	1:05:12.6	81	
84	144	SPURLOCK, Pat	Tachycardia	59:12.7	1:03:28.7	73	
85	128	WATSON, Lisa	Lisa Watson	59:13.3	1:06:11.3	88	
86	167	ROUNKLES, Keith	Keith Rounkles	59:18.3	1:03:23.4	72	
87	180	LOGAN, Tyson	Tyson Logan	59:22.6	1:03:52.7	74	
88	66	MITCHELL, Sarah	Team Keg Legs	59:39.5	1:07:22.5	93	
89	50	MANDRAGOURAS, Athan	team GO	59:44.8	1:04:34.7	78	
90	97	BUTLER, Brian	Brian Butler	59:46.4	1:07:19.9	91	
91	168	NELSON, Luke	Luke Nelson	1:00:16.4	1:05:18.9	83	
92	163	HAASER, Craig	Craig Haaser	1:00:20.8	1:04:32.4	77	
93	175	CHILTON, Brad	Scotts Ski and Sports	1:01:08.7	1:05:07.1	79	
94	5	LUDINGTON, Max	Star City Crew	1:01:34.2	1:11:25.9	103	
95	85	JACOBSEN, Jennifer	The April Fools	1:02:07.9	1:06:28.9	90	
96	17	SWAN, Gannett	Team Swan	1:02:32.8	1:09:27.1	97	
97	6	KNEABLE, Ryan	Taylor Mortgage	1:03:00.2	1:12:07.3	107	
98	39	MOREL, Chris	`Jerry`s Dead, Phish Suck	1:03:14.8	1:11:00.8	101	
99	61	MISTIEV, Dina	Lucky Four	1:03:28.5	1:10:35.1	99	
100	59	MARIE CURLY, Ann	C.A.M.S.	1:03:30.9	1:08:14.4	94	
101	100	GILLESPIE, Darin	Darin Gillespie	1:03:37.1	1:08:48.9	95	
102	126	STEFFEY, Heather	Heather Steffey	1:03:37.7	1:11:44.8	105	
103	67	PRATER, Nicole	Team Nuts and Bolts	1:04:01.3	1:12:52.5	110	
104	92	PETSCH, Sara	Team Petsch	1:04:03.0	1:18:06.2	120	
105	60	GREEN, Jennifer	Green Block	1:04:12.7	1:11:36.1	104	
106	78	FITZGERALD, Todd	Jackson Hole Land Trust	1:04:30.7	1:09:19.7	96	
107	25	TRACHTENBERG, Barbara	Team Towanda	1:05:23.7	1:16:29.4	116	
108	90	MCARTHUR, laura	TDR	1:05:36.1	1:11:13.1	102	
109	40	ROGERS, David	Precision Painting Inc.	1:05:37.0	1:10:50.7	100	
110	102	SPITZER, Eric	Eric Spitzer	1:05:48.7	1:10:29.0	98	
111	77	STAPH, jennifer	Il Bastardo`s	1:05:54.1	1:12:00.3	106	
112	109	HUDSON, Martin	Martin Hudson	1:06:07.1	1:21:58.6	127	

Leg					After Leg	
Rank	Bib	Name	Team	Leg Time	Time	Rank
113	68	LEWIS, Jean	Team OWL	1:06:25.4	1:13:17.6	113
114	36	WARD, Scott	Element	1:07:25.0	1:13:06.0	111
115	143	PEACOCK, Nola	Peacock	1:07:33.3	1:12:16.8	108
116	148	LUDERER, Kathrin	Larrow/Luderer	1:07:51.7	1:13:13.9	112
117	3	JOHNSON, Sue	Short Bus	1:07:59.2	1:14:29.1	114
118	55	MILLS, Katie	Aspen Travel	1:08:12.3	1:21:02.3	125
119	156	YOUNG, Geanie	Geanie Young	1:08:19.5	1:19:49.4	121
120	12	SAFFORD, Lisa	Dejongh and Safford	1:08:49.0	1:17:28.6	118
121	35	SCHNIEDER, Mike	Double Deuce	1:09:34.6	1:17:05.2	117
122	37	KILPATRICK, Steve	iawimine	1:09:42.6	1:15:49.9	115
123	153	BURKEL, Denise	Schuff and Burkel	1:10:21.3	1:17:36.2	119
124	46	PRUGH, Greg	Snake River Sporting Clu	1:12:27.2	1:20:17.3	123
125	14	DEPPERSCHMIDT, Quinn	Las Tortugas	1:13:20.1	1:20:04.0	122
126	127	WHALE, Laura	Laura Whale	1:14:21.8	1:24:24.9	129
127	82	BICK, Jayne	Quatro Quirky Coronitas	1:14:44.2	1:20:34.0	124
128	177	GREENHOLZ, Steven	Steven Greenholz	1:14:48.8	1:21:52.6	126
129	137	DOUTHAT, Scottie	Amy Harvey	1:14:49.5	1:23:12.2	128
130	47	WOODFORD, Josh	Staker	1:16:07.2	1:24:25.4	130
131	159	MADDEN, Katherine	Katherine Blee Madden	1:19:09.8	1:24:48.9	131
132	1	ALEXANDER, Kyra	Little Debbies	1:20:31.1	1:28:07.9	133
133	9	PLAFFRAF, Abby	Toe Jam	1:22:01.6	1:27:13.5	132
134	89	DOERR, Jeff	Sonnemann and Doerr	1:22:41.5	1:34:25.3	138
135	7	MALE, Marcia	The Apprentices	1:24:15.0	1:34:11.9	137
136	132	SMITH, Jim	Rasta Business	1:24:24.2	1:28:39.2	134
137	125	OLSON, Dana	Dana Olson	1:25:36.6	1:37:14.5	139
138	151	MCGEE, Sam	Price and McGee	1:27:38.0	1:33:24.8	136
139	146	DEPUE, Trudy	Team Updog	1:27:53.8	1:31:46.3	135
140	58	LOFARO, Maura	BBM&S	1:30:55.8	1:39:16.8	140
141	2	PARKER, Brook	Loose Operation	1:35:53.0	1:42:03.1	141
142	28	NOVAK, Ron	April Fool	1:40:03.7	1:47:15.9	142
143	63	HALL, Embere	SBS (Slow But Smart)	1:41:14.2	1:53:50.4	148
144	42	JONAS, Todd	School's Out!	1:41:16.7	1:56:02.0	151
145	4	HUTTON, Julee	SNOW KING	1:41:22.2	1:48:57.6	143
146	65	WILLIAMS, Rachael	Sweet Sauce Dub Squad	1:42:33.7	1:51:28.5	146
147	62	MORGAN, Piper	Mogul Morgans	1:44:51.1	1:51:25.9	145
148	76	KLASEN, Erin	E-Z Riders	1:45:09.6	1:50:39.3	144
149	116	STARK, Ty	Ty Stark	1:45:09.8	1:56:00.7	150
150	49	KANESS, Steve	Team GK	1:46:00.1	1:53:41.3	147
151	164	CURTIS, Paul	Curtis&Browning Law	1:48:18.9	1:55:00.6	149
152	71	WHITE, Lindsey	turbo's	1:53:12.4	2:14:14.9	155
153	170	CURTIS, Mitch	Mitch Curtis	1:55:18.0	2:01:30.7	152
154	98	STARK, Craig	Craig Stark	1:59:54.2	2:08:56.9	153
155	119	EDWARDS, Ross	5 Pack 2	2:03:24.7	2:13:23.5	154

Leg				After Leg		
Rank	Bib	Name	Team	Leg Time	Time	Rank
156	121	HUNT, James	5 Pack 5	2:07:22.6	2:15:41.9	156
157	123	EDWARDS, Gloria	5 Pack 1	2:23:20.4	2:36:26.3	157
158	124	NISHKIAN, Maio	5 Pack 4	2:24:13.0	2:38:18.3	158
159	19	WEENIG, Andrea	Weenig Family	2:26:44.7	3:03:28.9	160
160	120	NISHKIAN, Levon	5 Pack 3	2:27:42.0	2:40:33.4	159

Bike Leg Results

172 Teams

Pole Pedal Paddle 2006

at Jackson, Wyoming

on 4/1/2006




William C. Neal, MD

Alvis R. Forbes, MD

Mary C. Neal, MD



SNAKE RIVER
SPORTING CLUB



Fitzgerald's
Bicycles



JACKSON
HOLE

Leg Rank	Bib	Name	Team	Leg Time	After Leg Time	After Leg Rank
1	143	PEACOCK, Brent	Peacock	47:13.3	1:59:30.1	49
2	53	PIKER, Michael	The Desk Jockeys	48:12.1	1:41:08.7	9
3	133	WORTH, Adam	Rendezvous River Sports	48:38.6	1:29:22.5	2
4	23	TRUESDALE, Steve	Fort Ticonderoga Ferry	48:50.3	1:44:41.7	18
5	134	LODWICK, Todd	Sunny Lodwick	49:22.2	1:29:18.3	1
6	165	PETERVARY, Jay	Fitzgeralds Bicycles3	49:27.2	1:36:56.7	8
7	169	FREEBURN, Mike	Mike Freeburn	49:55.2	1:42:26.9	13
8	135	D'YOU DO HOWDY, How	Team Kung Fu	50:08.6	1:34:02.3	3
9	48	KELLY, John	Team Evanston	50:09.3	1:41:52.7	10
10	131	WARD, Jeff	Mountainside Village	50:23.7	1:36:31.6	6
11	172	STEVENS, Alex	One to One Wellness	51:00.3	1:36:08.8	5
12	176	HOLMES, Brooks	Snake River Kayak	51:03.2	1:34:18.8	4
13	173	GANZENMULLER, Derek	Rendezvous River Sports	52:39.3	1:44:35.6	17
14	179	WARD, Travis	Travis Ward	52:42.4	1:48:55.0	25
15	142	ROETTENBACHER, Tony	New York City Sub Shop	53:00.9	1:36:44.4	7
16	78	RILEY, Amanda	Jackson Hole Land Trust	53:47.2	2:03:06.9	63
17	63	SMITH, Court	SBS (Slow But Smart)	54:14.6	2:48:05.0	134
18	140	MCGEE, Robin	Chicks With Quads	54:31.4	1:51:09.5	29
19	113	BERGART, David	The Bergnado	54:46.6	1:42:23.9	12
20	161	SMITH, Brian	Brian Smith	54:50.7	1:47:40.0	24
21	90	DAWSON, Ted	TDR	54:53.9	2:06:07.0	71
22	149	LEMKE, Dustin	Lemke/Anderson	55:05.0	1:46:39.8	22
23	141	GILDERSLEEVE HEERMAN, Jarvis		55:12.3	1:47:05.8	23
24	180	LOGAN, Tyson	Tyson Logan	55:21.9	1:59:14.5	48
25	80	GILLINGWATORS, Drew	Life-Link	55:34.3	2:00:46.9	52
26	112	GUAY, Ryan	Ryan Guay	55:46.6	1:58:16.2	42

Leg Rank	Bib	Name	Team	Leg Time	After Leg Time	After Leg Rank
27	99	TOLSON, Dan	Dan Tolson	55:47.4	1:53:02.8	32
28	22	PAGE, Ben	Team Ben	55:54.9	1:45:16.5	20
29	157	DEUTER, Dayna	Hammer Nutrition/Rossig	56:12.7	1:50:24.8	27
30	145	DAMMAN, Jill	Tasty Squirrel	56:13.3	1:45:22.2	21
31	174	BENTLEY, Ryan	Ryan Bentley	56:24.9	1:58:16.6	43
32	117	NEAL, Willie	Willie Neal	56:47.9	1:43:18.4	15
33	81	MEADOWS, Dwayne	Linn Ranch	56:50.1	1:42:40.9	14
34	130	MOGREN, Ken	Keen/Torgny's Revenge	57:01.4	1:42:17.2	11
35	24	TURNER, Allen	Last Gasp	57:04.9	1:56:32.0	38
36	51	PRAX, Brian	Team Tatum	57:08.0	1:50:12.3	26
37	178	MCCLENNEN, Nate	Teton Cycle Works	57:10.4	1:51:43.2	30
38	181	PRUZAN, Aaron	Rendezvous River Sports	57:23.8	1:45:00.3	19
39	144	ABRASZEWSKI, Pawel	Tachycardia	57:29.3	2:00:58.0	53
40	105	STANFORD, Jim	Jim Stanford	57:34.4	2:02:42.0	58
41	77	SOMERS, matt	Il Bastardo`s	57:37.2	2:09:37.5	80
42	138	WIRTH, Kellie	Rendezvous River Sports	58:00.6	1:43:29.5	16
43	171	NIELDS, Morgan	Morgan Nields	58:02.0	1:52:34.9	31
44	31	DICK, `Weinbrandt,`	Peaked Sports	58:34.1	1:57:48.7	40
45	41	ANDREWS, Coleman	Rocky Mountain Bank	59:05.0	1:55:32.7	36
46	85	LENZ, Brian	The April Fools	59:13.8	2:05:42.7	70
47	88	WENGER, Joel	S.B. 2000 and Sick!	59:36.7	1:54:00.3	34
48	111	O`MALLEY, Sean	Rendezvous Engineering	59:46.4	1:53:34.4	33
49	13	WATKINS, Joshua	John B. English	59:56.7	2:01:58.6	57
50	132	JACKSON, Chad	Rasta Business	59:59.3	2:28:38.5	114
51	94	NORTON, Alex	Alex Norton	1:00:16.6	1:54:18.8	35
52	45	BUENNING, Cory	Snake River Brewing	1:00:17.8	2:02:45.5	59
53	114	M. LYNCH, Luke	The Conservation Fund	1:00:21.1	1:50:42.5	28
54	26	ENGLISH, Pat	Pat and Kathy English	1:00:21.2	1:58:48.8	47
55	103	KELLEY, Tim	Fitzgeralds Bicycles	1:00:23.3	2:02:52.0	62
56	9	LEWIS, Jeff	Toe Jam	1:00:29.0	2:27:42.5	113
57	30	HIPSHER, Mike	Mike Hipsher	1:00:39.3	2:00:24.5	50
58	47	STAKER, Greg	Staker	1:00:45.8	2:25:11.2	108
59	4	LANE, Frank	SNOW KING	1:00:47.5	2:49:45.1	137
60	37	HENNINGSEN, John	iawimine	1:00:58.8	2:16:48.8	95
61	44	SIMMONS, Ryan	Simmons & Hlavaty	1:01:02.9	1:58:19.4	44
62	156	YOUNG, Geanie	Geanie Young	1:01:03.4	2:20:52.7	102
63	155	PETERVARY, Tracey	Fitzgeralds Bicycles2	1:01:03.5	2:01:20.3	54
64	158	FREEBURN, Jana	Jana Freeburn	1:01:04.6	2:06:54.1	74
65	110	CAREY, Nate	N Smooth	1:01:16.0	2:02:48.1	61
66	61	WILES, Becky	Lucky Four	1:01:22.9	2:11:58.0	87
67	50	SHERMAN ATOR, T.	team GO	1:01:33.3	2:06:07.9	72
68	43	SEARS, Barry	Sean Barry	1:01:33.3	2:04:36.0	66
69	67	KELLEY, Alicia	Team Nuts and Bolts	1:01:33.6	2:14:26.2	90

Leg					After Leg	
Rank	Bib	Name	Team	Leg Time	Time	Rank
70	168	NELSON, Luke	Luke Nelson	1:01:36.5	2:06:55.4	75
71	154	TERRY, Chellie	Fitzgeralds Bicycles1	1:01:37.8	2:05:34.3	69
72	76	MAYER, Bill	E-Z Riders	1:02:02.6	2:52:41.9	139
73	36	GLADE, Ben	Element	1:02:09.2	2:15:15.1	92
74	104	LEVENSON, Ian	Ian Levenson	1:02:17.0	1:58:08.6	41
75	33	BROWN, Wendell	Wendell Brown	1:02:19.4	2:04:55.3	67
76	70	YOUNG, Maria	THE FREEHEELED GIRLS	1:02:33.2	1:55:48.4	37
77	96	SCOTT, Ben	Ben Scott	1:02:39.3	2:01:39.5	56
78	42	COCKLEY, Kurt	School`s Out!	1:02:44.6	2:58:46.6	143
79	8	BRUINSMA, Jessica	The Trammies	1:02:46.1	2:03:47.8	65
80	16	NEAL, Bill	Neal Family	1:02:52.0	2:08:15.2	78
81	92	PETSCH, Wayne	Team Petsch	1:02:56.9	2:21:03.1	103
82	167	ROUNKLES, Keith	Keith Rounkles	1:03:13.3	2:06:36.7	73
83	35	NEPERUD, Erik	Double Deuce	1:03:15.3	2:20:20.5	100
84	166	BELLORADO, Orion	Hayaiuma	1:03:19.2	1:57:22.4	39
85	83	SMOOT, Tyler	Team 22 Designs	1:03:26.8	1:58:44.3	45
86	107	BURKE, Kevin	Kevin Burke	1:04:05.1	2:00:33.8	51
87	91	OFFUTT, Tucker	Team Holland	1:04:13.5	2:01:34.6	55
88	74	WOODRUFF, Brian	Team Green 15	1:04:16.5	2:08:14.4	77
89	64	SHEETS, Ticia	Smooth Moove	1:04:31.1	2:10:09.3	81
90	118	WILCOX, Jeff	Wingin` It	1:05:10.6	2:07:56.4	76
91	152	REMLINGER, Maddy	Remlinger	1:05:14.3	2:11:30.0	83
92	52	WATSABAUGH, Rob	Team Wats	1:05:34.4	2:05:29.2	68
93	75	CASPER, Rachel	Casinova	1:05:59.0	2:11:17.6	82
94	72	AINSLIE, Andy	Ainslie and Boroff	1:06:13.6	2:11:53.1	86
95	150	ONUFER, Liz	Onufer	1:06:36.7	2:03:35.2	64
96	137	HARVEY, Amy	Amy Harvey	1:06:36.8	2:29:49.1	115
97	100	GILLESPIE, Darin	Darin Gillespie	1:06:40.8	2:15:29.7	93
98	49	GOSLIN, Jim	Team GK	1:07:00.2	3:00:41.5	144
99	163	HAASER, Craig	Craig Haaser	1:07:06.8	2:11:39.2	84
100	146	STRAUSS, Daniel	Team Updog	1:07:28.9	2:39:15.2	127
101	97	BUTLER, Brian	Brian Butler	1:07:40.6	2:15:00.5	91
102	18	SPINGER, Kim	The Springloose Team	1:07:41.2	2:02:48.0	60
103	102	SPITZER, Eric	Eric Spitzer	1:08:00.5	2:18:29.5	98
104	86	COURTNEY, Carroll	The Kabouters	1:08:03.1	1:58:45.7	46
105	73	KING, Bret	Are we there yet?	1:09:28.3	2:12:03.2	88
106	12	DEJONGH, Desiree	Dejongh and Safford	1:09:54.5	2:27:23.1	111
107	109	HUDSON, Martin	Martin Hudson	1:10:11.4	2:32:09.9	118
108	175	CHILTON, Brad	Scotts Ski and Sports	1:10:32.0	2:15:39.1	94
109	59	CARTER, Stacey	C.A.M.S.	1:10:45.9	2:19:00.3	99
110	58	WATSON, Becky	BBM&S	1:10:55.6	2:50:12.4	138
111	71	HANCOCK, Desiree	turbo`s	1:11:29.1	3:25:44.0	149
112	27	CLARK, Jeanie	Team Joey	1:11:40.8	2:11:46.7	85

Leg				After Leg		
Rank	Bib	Name	Team	Leg Time	Time	Rank
113	2	BROWN, JD	Loose Operation	1:12:06.6	2:54:09.6	140
114	128	WATSON, Lisa	Lisa Watson	1:12:07.4	2:18:18.7	97
115	40	OSTROWSKI, David	Precision Painting Inc.	1:12:42.7	2:23:33.4	105
116	15	WHITE, Marylee	Magpie Furniture	1:12:56.9	2:09:00.0	79
117	79	KUNKEL, Alexandra	Kunkel	1:13:05.9	2:13:44.5	89
118	153	SCHUFF, Theo	Schuff and Burkel	1:13:12.3	2:30:48.5	116
119	46	NEAL, Vohr	Snake River Sporting Clu	1:13:14.2	2:33:31.5	121
120	14	DEPPERSCHMIDT, Jack	Las Tortugas	1:13:26.1	2:33:30.0	120
121	151	PRICE, Devon	Price and McGee	1:13:26.6	2:46:51.4	133
122	20	KNOBLACH, Emmy	Team Berlin	1:13:48.0	2:26:30.9	109
123	17	SWAN, Hunter	Team Swan	1:15:02.4	2:24:29.5	107
124	6	THOMAS, TJ	Taylor Mortgage	1:15:12.4	2:27:19.7	110
125	54	LOGAN, Elizabeth	Ambidextrous	1:15:56.1	2:17:01.6	96
126	55	MALLINGER, Jennifer	Aspen Travel	1:16:08.1	2:37:10.3	125
127	87	MINTON, Bronwyn	The Meandering Marmots	1:16:14.1	2:23:36.3	106
128	1	O`BRIEN, Maggie	Little Debbies	1:16:22.7	2:44:30.5	131
129	62	BURNETT, Mary	Mogul Morgans	1:16:42.9	3:08:08.8	145
130	159	MADDEN, Katherine	Katherine Blee Madden	1:16:43.6	2:41:32.5	130
131	68	MASON, Sue	Team OWL	1:17:56.7	2:31:14.3	117
132	3	SHAN, Burson	Short Bus	1:19:35.2	2:34:04.2	122
133	66	OJA-MITCHELL, Jillsarah	Team Keg Legs	1:20:03.3	2:27:25.7	112
134	60	BLOCK, Becca	Green Block	1:21:04.1	2:32:40.3	119
135	21	NEAL, Betsy	Orthopaedic Associates	1:21:16.1	2:20:36.1	101
136	89	SONNEMANN, Cara	Sonnemann and Doerr	1:22:22.0	2:56:47.3	141
137	147	CANTER, Aletha	Ted Kerasote	1:22:24.3	2:21:38.3	104
138	148	LUDERER, Kathrin	Larrow/Luderer	1:22:46.6	2:36:00.4	124
139	25	PETERS, Ruthie	Team Towanda	1:22:47.2	2:39:16.6	128
140	126	STEFFEY, Heather	Heather Steffey	1:23:19.1	2:35:03.9	123
141	7	GOEBEL, Mark	The Apprentices	1:23:27.6	2:57:39.5	142
142	177	GREENHOLZ, Steven	Steven Greenholz	1:24:19.0	2:46:11.6	132
143	127	WHALE, Laura	Laura Whale	1:24:53.7	2:49:18.6	135
144	65	CHAPMAN, Alli	Sweet Sauce Dub Squad	1:25:21.1	3:16:49.5	146
145	39	VITO, David	`Jerry`s Dead, Phish Suck	1:28:04.2	2:39:05.0	126
146	82	JORGENSEN, Sarah	Quatro Quirky Coronitas	1:28:51.6	2:49:25.5	136
147	5	HAYASHIDA, Maria	Star City Crew	1:30:01.2	2:41:27.1	129
148	28	NOVAK, Ron	April Fool	1:33:00.9	3:20:16.7	147
149	125	OLSON, Dana	Dana Olson	1:43:05.6	3:20:20.1	148

Boat Leg Results

172 Teams

Pole Pedal Paddle 2006

at Jackson, Wyoming

on 4/1/2006



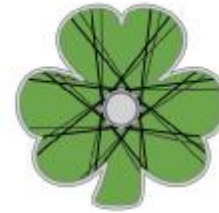
William C. Neal, MD

Alvis R. Forbes, MD

Mary C. Neal, MD



SNAKE RIVER
SPORTING CLUB



Fitzgerald's
Bicycles



JACKSON
HOLE

Leg Rank	Bib	Name	Team	Leg Time	After Leg Time	After Leg Rank
1	169	FREEBURN, Mike	Mike Freeburn	52:57.8	2:35:24.7	5
2	181	PRUZAN, Aaron	Rendezvous River Sports	58:09.7	2:43:10.1	9
3	133	SOUTER, Jonathan	Rendezvous River Sports	58:31.1	2:27:53.6	1
4	131	THAL, Larry	Mountainside Village	58:32.8	2:35:04.4	3
5	173	GANZENMULLER, Derek	Rendezvous River Sports	59:16.6	2:43:52.2	10
6	158	FREEBURN, Jana	Jana Freeburn	1:00:00.2	3:06:54.3	37
7	176	HOLMES, Brooks	Snake River Kayak	1:00:16.1	2:34:34.8	2
8	142	PFEIFER, Dave	New York City Sub Shop	1:00:46.3	2:37:30.7	7
9	135	YOUR CLOCK MACLEAN, C	Team Kung Fu	1:01:16.5	2:35:18.7	4
10	172	STEVENS, Alex	One to One Wellness	1:01:48.9	2:37:57.7	8
11	140	WEISS, Pam	Chicks With Quads	1:02:24.4	2:53:33.9	21
12	146	STEVENS, Dane	Team Updog	1:02:56.4	3:42:11.6	101
13	145	DENGLER, Joe	Tasty Squirrel	1:03:14.5	2:48:36.8	14
14	143	PEACOCK, Alan	Peacock	1:03:14.6	3:02:44.6	31
15	41	JOHNSON, Brady	Rocky Mountain Bank	1:03:25.7	2:58:58.4	27
16	53	PAVLICK, Craig	The Desk Jockeys	1:03:49.2	2:44:57.9	11
17	138	KEMPER, Sarah	Rendezvous River Sports	1:03:51.8	2:47:21.3	12
18	114	M. LYNCH, Luke	The Conservation Fund	1:03:58.9	2:54:41.4	22
19	157	DEUTER, Dayna	Hammer Nutrition/Rossig	1:04:24.0	2:54:48.8	23
20	15	THOMAS, Charlie	Magpie Furniture	1:04:25.8	3:13:25.8	58
21	132	HOLLADAY, Casey	Rasta Business	1:04:27.9	3:33:06.3	90
22	30	HIPSHER, Mike	Mike Hipsher	1:04:28.6	3:04:53.1	35
23	23	J WILSON, Thomas	Fort Ticoderoga Ferry	1:04:49.9	2:49:31.6	17
24	81	FULLER, Nate	Linn Ranch	1:05:05.4	2:47:46.3	13
25	17	SWAN, Connie	Team Swan	1:05:12.0	3:29:41.5	83
26	152	REMLINGER, Brian	Remlinger	1:05:24.8	3:16:54.8	66

Leg					After Leg	
Rank	Bib	Name	Team	Leg Time	Time	Rank
27	31	DICK, `Weinbrandt,`	Peaked Sports	1:05:25.3	3:03:14.0	33
28	141	HARVEY, Brett	Jarvis	1:05:50.5	2:52:56.3	20
29	117	NEAL, Willie	Willie Neal	1:06:20.7	2:49:39.1	18
30	40	ROGERS, David	Precision Painting Inc.	1:06:23.9	3:29:57.3	84
31	74	HURLEY, Dexter	Team Green 15	1:06:29.4	3:14:43.8	59
32	148	LARROW, Joe	Larrow/Luderer	1:06:39.7	3:42:40.1	103
33	134	HENDRICKSON, Kevin	Sunny Lodwick	1:06:48.4	2:36:06.7	6
34	24	DERONSA, AJ	Last Gasp	1:06:49.7	3:03:21.7	34
35	48	THORNHILL, Sam	Team Evanston	1:06:50.1	2:48:42.8	15
36	179	WARD, Travis	Travis Ward	1:07:22.7	2:56:17.7	24
37	118	WILCOX, Jeff	Wingin` It	1:07:41.6	3:15:38.0	63
38	91	OFFUTT, Tucker	Team Holland	1:07:41.6	3:09:16.1	45
39	150	ONUFER, Chris	Onufer	1:07:48.8	3:11:24.0	50
40	27	CLARK, Mark	Team Joey	1:08:12.0	3:19:58.6	71
41	103	KELLEY, Tim	Fitzgeralds Bicycles	1:08:20.4	3:11:12.5	49
42	78	RAUCH, Mike	Jackson Hole Land Trust	1:08:28.7	3:11:35.6	53
43	113	BERGART, David	The Bergnado	1:08:29.2	2:50:53.1	19
44	180	LOGAN, Tyson	Tyson Logan	1:08:30.6	3:07:45.2	41
45	26	ENGLISH, Pat	Pat and Kathy English	1:08:39.5	3:07:28.3	40
46	90	DAWSON, Ted	TDR	1:08:49.4	3:14:56.4	60
47	18	SPRINGER, John	The Springloose Team	1:08:53.3	3:11:41.3	54
48	112	GUAY, Ryan	Ryan Guay	1:08:59.3	3:07:15.5	39
49	45	BOYNTON, Bryan	Snake River Brewing	1:09:03.4	3:11:48.9	55
50	51	MILES, Tim	Team Tatum	1:09:06.7	2:59:19.0	28
51	16	NEAL, Mary	Neal Family	1:09:17.5	3:17:32.7	68
52	99	TOLSON, Dan	Dan Tolson	1:09:19.0	3:02:21.8	30
53	154	TERRY, Chellie	Fitzgeralds Bicycles1	1:09:25.1	3:14:59.4	61
54	161	SMITH, Brian	Brian Smith	1:09:26.7	2:57:06.7	25
55	163	HAASER, Craig	Craig Haaser	1:09:27.6	3:21:06.9	75
56	44	HLAVATY, James	Simmons & Hlavaty	1:09:30.7	3:07:50.1	42
57	168	NELSON, Luke	Luke Nelson	1:09:34.3	3:16:29.7	65
58	166	BELLORADO, Orion	Hayaiuma	1:09:37.0	3:06:59.4	38
59	104	LEVENSON, Ian	Ian Levenson	1:09:48.6	3:07:57.3	43
60	13	ENGLISH, John	John B. English	1:10:05.9	3:12:04.5	56
61	155	PETERVARY, Tracey	Fitzgeralds Bicycles2	1:10:06.4	3:11:26.7	51
62	171	NIELDS, Morgan	Morgan Nields	1:10:27.7	3:03:02.6	32
63	144	ABRASZEWSKI, Lee	Tachycardia	1:10:32.9	3:11:30.9	52
64	94	NORTON, Alex	Alex Norton	1:10:38.8	3:04:57.6	36
65	43	ALL	Sean Barry	1:10:50.8	3:15:26.7	62
66	149	ANDERSON, Hatilie	Lemke/Anderson	1:11:20.5	2:58:00.3	26
67	167	ROUNKLES, Keith	Keith Rounkles	1:11:41.6	3:18:18.3	69
68	89	DOERR, Jeff	Sonnemann and Doerr	1:11:51.5	4:08:38.9	123
69	175	CHILTON, Brad	Scotts Ski and Sports	1:12:08.8	3:27:47.8	82

Leg						After Leg	
Rank	Bib	Name	Team	Leg Time	Time	Rank	
70	165	PETERVARY, Jay	Fitzgeralds Bicycles3	1:12:21.8	2:49:18.5	16	
71	109	HUDSON, Martin	Martin Hudson	1:12:46.6	3:44:56.5	107	
72	25	BROOKS, Linda	Team Towanda	1:12:51.7	3:52:08.3	114	
73	92	PETSCH, Wayne	Team Petsch	1:13:17.4	3:34:20.5	93	
74	137	HARVEY, Amy	Amy Harvey	1:13:18.3	3:43:07.4	105	
75	12	SAFFORD, Tim	Dejongh and Safford	1:13:27.0	3:40:50.1	100	
76	87	CASEY, Michael	The Meandering Marmots	1:13:57.3	3:37:33.6	97	
77	174	BENTLEY, Ryan	Ryan Bentley	1:14:01.0	3:12:17.7	57	
78	70	ALL	THE FREEHEELED GIRLS	1:14:03.6	3:09:52.0	46	
79	54	???	Ambidextrous	1:14:04.6	3:31:06.3	86	
80	37	SCRIBNER, Nick	iawimine	1:14:10.8	3:30:59.6	85	
81	88	KNIGHTON, Suzanne	S.B. 2000 and Sick!	1:14:49.3	3:08:49.6	44	
82	46	HOBBS, Will	Snake River Sporting Clu	1:14:51.1	3:48:22.7	111	
83	52	WATSABAUGH, Justic	Team Wats	1:15:22.0	3:20:51.1	74	
84	22	PAGE, Ben	Team Ben	1:15:28.9	3:00:45.4	29	
85	107	BURKE, Kevin	Kevin Burke	1:15:38.1	3:16:11.9	64	
86	100	GILLESPIE, Darin	Darin Gillespie	1:15:49.7	3:31:19.5	87	
87	111	O`MALLEY, Sean	Rendezvous Engineering	1:16:23.8	3:09:58.2	47	
88	1	BROWN, Casey	Little Debbies	1:16:40.1	4:01:10.6	119	
89	156	YOUNG, Geanie	Geanie Young	1:16:41.8	3:37:34.5	98	
90	68	LEWIS, Jean	Team OWL	1:17:04.5	3:48:18.8	110	
91	36	MONSON, Russell	Element	1:17:12.8	3:32:27.9	89	
92	64	SHEETS, Ticia	Smooth Moove	1:17:27.4	3:27:36.6	81	
93	110	CAREY, Nate	N Smooth	1:17:55.2	3:20:43.3	73	
94	85	JACOBSEN, Jennifer	The April Fools	1:18:21.0	3:24:03.6	79	
95	83	KLIDA, Faith	Team 22 Designs	1:18:24.9	3:17:09.2	67	
96	80	GARDNER, Linnea	Life-Link	1:18:32.9	3:19:19.8	70	
97	33	BROWN, Wendell	Wendell Brown	1:18:35.9	3:23:31.2	78	
98	20	BERLIN, Robert	Team Berlin	1:18:39.1	3:45:10.0	108	
99	67	SMITH, Lauryn	Team Nuts and Bolts	1:18:45.9	3:33:12.1	91	
100	126	STEFFEY, Heather	Heather Steffey	1:19:11.4	3:54:15.3	116	
101	178	MCCLENNEN, Nate	Teton Cycle Works	1:19:14.7	3:10:57.9	48	
102	105	STANFORD, Jim	Jim Stanford	1:19:21.7	3:22:03.7	76	
103	50	KAYLOR, Shea	team GO	1:19:41.4	3:25:49.4	80	
104	153	SCHUFF, Theo	Schuff and Burkel	1:19:41.5	3:50:30.0	112	
105	73	WILCOX, Eric	Are we there yet?	1:20:12.6	3:32:15.8	88	
106	96	SCOTT, Ben	Ben Scott	1:20:39.7	3:22:19.3	77	
107	177	GREENHOLZ, Steven	Steven Greenholz	1:20:53.8	4:07:05.4	122	
108	76	COLCLOUGH, Karen	E-Z Riders	1:20:54.4	4:13:36.3	128	
109	82	GEHRUNG, Daniel	Quatro Quirky Coronitas	1:21:09.4	4:10:34.9	124	
110	60	BLOCK, Becca	Green Block	1:21:33.3	3:54:13.6	115	
111	86	BRUSH, Brian	The Kabouters	1:21:50.6	3:20:36.3	72	
112	35	SCHNIEDER, Mike	Double Deuce	1:22:01.2	3:42:21.8	102	

Leg				After Leg		
Rank	Bib	Name	Team	Leg Time	Time	Rank
113	62	MORGAN, Caitlin	Mogul Morgans	1:22:11.1	4:30:19.9	134
114	97	BUTLER, Brian	Brian Butler	1:22:15.7	3:37:16.2	96
115	75	???, AI	Casinova	1:22:22.5	3:33:40.1	92
116	72	AINSLIE, Andy	Ainslie and Boroff	1:22:29.8	3:34:22.9	94
117	58	ROBERTS, Shannon	BBM&S	1:23:11.2	4:13:23.6	127
118	159	MADDEN, Katherine	Katherine Blee Madden	1:23:55.4	4:05:27.9	121
119	128	WATSON, Lisa	Lisa Watson	1:24:44.8	3:43:03.5	104
120	127	WHALE, Laura	Laura Whale	1:24:47.7	4:14:06.3	129
121	77	ENGLERT, matt	Il Bastardo`s	1:25:14.1	3:34:51.7	95
122	102	SPITZER, Eric	Eric Spitzer	1:25:31.3	3:44:00.8	106
123	65	FINCH, Shannon	Sweet Sauce Dub Squad	1:25:37.4	4:42:27.0	138
124	49	KANESS, Steve	Team GK	1:26:14.1	4:26:55.5	131
125	28	NOVAK, Ron	April Fool	1:26:50.5	4:47:07.3	139
126	63	PATTERSON, Lindsay	SBS (Slow But Smart)	1:26:55.6	4:15:00.6	130
127	61	GREENBLATT, Mary	Lucky Four	1:28:38.6	3:40:36.7	99
128	125	OLSON, Dana	Dana Olson	1:28:41.9	4:49:02.1	140
129	7	SHIELDS, Richard	The Apprentices	1:29:24.1	4:27:03.6	132
130	66	OJA-JOHNSON, Jill	Team Keg Legs	1:29:48.1	3:57:13.9	118
131	147	KERASOTE, Ted	Ted Kerasote	1:30:18.8	3:51:57.1	113
132	14	DEPPERSCHMIDT, Carolyn	Las Tortugas	1:31:33.2	4:05:03.2	120
133	79	?, ?	Kunkel	1:31:59.5	3:45:43.9	109
134	42	JONAS, Todd	School`s Out!	1:32:28.3	4:31:14.9	135
135	39	VITO, David	`Jerry`s Dead, Phish Suck	1:32:53.2	4:11:58.1	125
136	71	MONSON, Natalie	turbo`s	1:35:17.3	5:01:01.4	141
137	59	?, ?	C.A.M.S.	1:35:20.5	3:54:20.8	117
138	151	MCGEE, Sam	Price and McGee	1:47:07.9	4:33:59.3	137
139	47	STAKER, Alan	Staker	1:48:09.8	4:13:21.0	126
140	55	?, ?	Aspen Travel	1:54:30.1	4:31:40.4	136