

# Alpine Ski Leg Results

174 Teams

## Pole, Pedal, Paddle

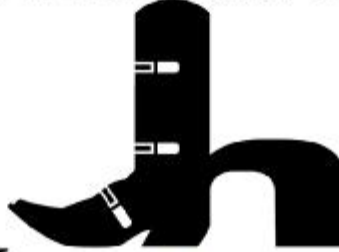
at Jackson, Wyoming

on 4/7/2007



William C. Neal, MD  
Alvis R. Forbes, MD  
Mary C. Neal, MD

JACKSON HOLE  
SKI & SNOWBOARD CLUB



SNAKE RIVER  
SPORTING CLUB



Bank of Jackson Hole  
where you can bank on the difference



Pica's



Leg	Rank	Bib	Name	Team	Leg Time	After Leg Time	Rank
	1	165	WRIGHT, Crystal	Brigid Mander	3:17.0	3:17.0	1
	2	155	SOUTER, Jon	Rendezvous River Sports	3:18.5	3:18.5	2
	3	182	SHELL, Jim Bob	Jim Bob Schell	3:21.8	3:21.8	3
	4	169	TURZIAN, Bryce	SVGC	3:25.5	3:25.5	4
	5	53	GEORGI, Richard	Princess Pleasers	3:32.3	3:32.3	5
	6	149	JOHNSON, Brady	Fashionably Late	3:41.1	3:41.1	6
	7	164	RIVINUS, Jon	Fitzgerald's Bicycles	3:42.7	3:42.7	7
	8	130	MORTON, Spencer	Spencer Morton	3:43.5	3:43.5	8
	9	172	JACKSON, Chad	Jacksons	3:45.6	3:45.6	9
	10	135	ADAMS, Josh	Yeti- Josh Adams	3:46.4	3:46.4	10
	11	187	HOLMES, Brooks	Snake River Kayak	3:50.5	3:50.5	11
	12	56	GRAHAM, Tait	Team Tatum	3:55.8	3:55.8	12
	13	157	LAIRD, Dobbs	Team Dragon R's	3:56.0	3:56.0	13
	14	156	FITZGERALD, Travis	Slim Chance	3:59.8	3:59.8	14
	15	52	WATSABAUGH, Justin	P.U.R. & Wats	4:02.7	4:02.7	15
	16	167	CARGILL, A.J.	Team Rendezvous River S	4:07.3	4:07.3	16
	17	152	MCDERMOTT, Patrick	Lamda Lamda Lamda	4:07.7	4:07.7	17
	18	106	CONRAD, Bart	Bart Conrad	4:07.8	4:07.8	18
	19	60	BOWDLER, Scott	Bowdler/Bowdler/Burke	4:09.7	4:09.7	19
	20	138	FREDERICK, Morgan	Mo Peepin`	4:11.3	4:11.3	20
	21	151	COLEMAN, Matt	MWJK	4:14.9	4:14.9	21
	22	185	FREEBURN, Mike	Mike Freeburn	4:17.2	4:17.2	22
	23	116	STOVER, Jesse	Jesse Stover	4:17.7	4:17.7	23
	24	179	NORTON, Alex	Alex Norton	4:18.0	4:18.0	24

Leg					After Leg	
Rank	Bib	Name	Team	Leg Time	Time	Rank
25	49	DIGITAL, Bobby	Hodie`s Reprise	4:18.2	4:18.2	25
26	105	TOLSON, Dan	3 Creek Ranch- Dan Tolso	4:21.5	4:21.5	26
27	131	REED, Steve	Steve Reed	4:21.6	4:21.6	27
28	31	PETERS, Bob	Ticonderoga	4:21.9	4:21.9	28
29	195	DEUTER, Dayna	Dayna Deuter	4:23.2	4:23.2	29
30	22	TEAR, Frazer	Team Shnitzel	4:23.8	4:23.8	30
31	183	NELSON, Luke	Luke Nelson	4:24.0	4:24.0	31
32	67	SCOTT, Sarina	Scott/Altwies/Thomas/Tha	4:26.0	4:26.0	32
33	158	KRANKKALA, Scott	Team Shake N Bake	4:26.1	4:26.1	33
34	171	HAHN, Steve	Hahn/Byerly	4:26.5	4:26.5	34
35	64	MILLER, Heath	Miller/Concannon/Fitzgera	4:27.5	4:27.5	35
36	163	TATTERSALL, Heather	PPP-Value	4:28.4	4:28.4	36
37	154	PEACOCK, Brent	Peacock	4:30.1	4:30.1	37
38	20	DARWICHE, Sadek	Desk Jockeys	4:30.1	4:30.1	38
39	70	CAREY, Nate	Skirunpedyak	4:31.0	4:31.0	39
40	16	SPANGLER, Jess	Lindsay Long	4:31.1	4:31.1	40
41	129	RILEY, Adam	Riley	4:31.5	4:31.5	41
42	71	VALLIANTE, Chris	Team 22	4:31.6	4:31.6	42
43	21	CORDELL, Benjamin	Black and Tans	4:32.1	4:32.1	43
44	32	WAGNER, Peter	Wagner	4:32.9	4:32.9	44
45	100	IORE, Nik	Team Shorty	4:34.8	4:34.8	45
46	85	AHLUM, Laura	Thuper Thathy Th-Thropp	4:36.8	4:36.8	46
47	103	STEELE, Todd	HubKey	4:38.4	4:38.4	47
48	180	STEVENS, Dane	Dane Stevens	4:39.3	4:39.3	48
49	13	PEARLMAN, Michael	Bad News Travels Fast	4:40.5	4:40.5	49
50	47	ELLINGSON, Todd	Ellingson/Estes/Stuck/Vo	4:41.2	4:41.2	50
51	5	PECK, Marissa	Peck Family	4:41.3	4:41.3	51
52	123	OLSON, Kevin	Kevin Olson	4:41.8	4:41.8	52
53	136	TALERMO, Ryan	HumPPP	4:43.1	4:43.1	53
54	50	LYNCH, Luke M.	Lynch`d	4:43.2	4:43.2	54
55	133	CONCANNON, Tom	Tom Concannon	4:43.6	4:43.6	55
56	186	WENGER, Joel	Over the Top	4:44.0	4:44.0	56
57	113	GILLESPIE, Darin	Darin Gillespie	4:44.4	4:44.4	57
57	1	ATKINSON, Colby	Atkinson	4:44.4	4:44.4	57
59	27	BEEVOR, Mark	Prugh Real Estate LLC	4:44.8	4:44.8	59
60	150	MARLEY, Patrick	Fatty-cake and the Stroga	4:44.9	4:44.9	60
61	26	JAPEL, Aaron	Jorgensen Associates - X	4:45.8	4:45.8	61
62	97	CONNOLLY, Page	Tai Shan	4:46.9	4:46.9	62
63	34	HOLLBACHER, Lynne	Last Gasp	4:49.8	4:49.8	63
64	58	WALTHER, Tim	More Cowbell	4:50.8	4:50.8	64
65	59	KNOBE, Chris	Knobe & Jeske	4:51.0	4:51.0	65
66	162	HIRSCHLAND, Liz	New York City Sub Shop	4:51.7	4:51.7	66
67	83	STEPHENS, Elisa	Stephens/Hawley	4:53.3	4:53.3	67

Leg Rank	Bib	Name	Team	Leg Time	After Leg Time	After Leg Rank
68	191	NEAL, Willie	Willie Neal	4:53.5	4:53.5	68
69	17	HOWELL, Brian	Studio 55- Stayin` Alive	4:53.6	4:53.6	69
70	15	CROWLEY, Kathleen	International Team of Mys	4:54.4	4:54.4	70
71	101	O`BRIEN, Kristine	The Sofa Kings	4:56.5	4:56.5	71
72	11	NEAL, Eliot	Neal Family	4:56.6	4:56.6	72
73	93	HARRISON, Laura	Harrison/Harrison	4:58.8	4:58.8	73
74	112	ONUFER, Chris	Chris Onufer	4:59.7	4:59.7	74
75	78	MAGUIRE, Gabi	Maguire/Fitzgerald/Engel	4:59.8	4:59.8	75
76	190	BELLORADO, Orion	Ther Cheeky Fellow	5:00.2	5:00.2	76
77	111	DEAN, Charley	Charley Dean	5:00.4	5:00.4	77
78	54	LAMPPA, Todd	Team FBC	5:01.1	5:01.1	78
79	109	BUTLER, Brian	Bian Butler	5:03.3	5:03.3	79
80	94	SCHOU, Katie	Schou/Holladay	5:04.6	5:04.6	80
81	107	BOOTH, Ben	Ben Booth	5:05.2	5:05.2	81
82	96	STRAUSS, Daniel	Strauss Attack	5:05.4	5:05.4	82
83	89	HARVEY, Brett	Band Aids	5:06.2	5:06.2	83
84	140	VIAU, Carol	Caol Viau	5:07.5	5:07.5	84
85	18	MATT, Kelly	Studio 56- Live in the Mix	5:07.6	5:07.6	85
86	40	HIPSHER, Mike	Mike Hipsher	5:07.7	5:07.7	86
87	36	RICHARDSON, Annie	Live it to the Limit	5:08.0	5:08.0	87
88	170	STEVENS, Krista	Alex Stevens	5:09.5	5:09.5	88
89	134	MIKKELSEN, Thomas	Viking	5:09.6	5:09.6	89
90	122	TATOSIAN, Justin	Justin Tatosian	5:15.4	5:15.4	90
91	104	WARD, Scott	Team John Galt	5:15.6	5:15.6	91
92	121	MALLONEE, Joshua	Joshua Mallonee	5:16.7	5:16.7	92
93	139	KNUDES, Anna	Anna Knudsen	5:16.8	5:16.8	93
94	99	LEWIS, Brittany	Team Rad	5:17.2	5:17.2	94
95	86	FINCH, Shannon	Sweet Sauce Dub Squad -	5:20.1	5:20.1	95
96	128	GOSS, Oliver	Oliver Goss	5:22.3	5:22.3	96
97	127	MCDERMOTT, Brendan	Off the Couch	5:24.5	5:24.5	97
98	63	WILCOX, Eric	Driving Force	5:26.3	5:26.3	98
99	90	BONNECAZE, Lea	Bonnecaze/Levenson	5:27.4	5:27.4	99
100	25	LAGATTA, Alexandra	Jorgensen Associates - X	5:27.5	5:27.5	100
101	108	JONES, Ben	Ben Jones	5:28.2	5:28.2	101
102	24	WILBRECHT, Riis	Wilbrecht/Thomas/Neal/Mi	5:29.2	5:29.2	102
103	68	REPINSKI, Chad	Shake and Bake!	5:31.1	5:31.1	103
104	181	YOUNG, Eric	Eric Young	5:32.9	5:32.9	104
105	126	MORALES, Nestor	Nestor Morales	5:33.5	5:33.5	105
106	38	CLARK, Jeanie	Clark/Clark	5:34.2	5:34.2	106
107	23	SHAW, Mason	Team Tantamount	5:36.1	5:36.1	107
108	55	DAVIDSON, Dean	Team MAC (Middle Aged)	5:36.4	5:36.4	108
109	124	MORALES, Marco	Marco Morales	5:36.4	5:36.4	109
110	189	PAGE, Ben	Team Testosterone	5:38.2	5:38.2	110

Leg Rank	Bib	Name	Team	Leg Time	After Leg Time	Rank
111	178	BERGART, David	2 girls and Ben	5:41.8	5:41.8	111
112	28	CHAPMAN, Tom	Snake River Sporting Clu	5:48.5	5:48.5	112
113	102	KANESS, Steve	TP for my PPP	5:49.1	5:49.1	113
114	153	CONROY, Tim	Mountainside Village	5:49.8	5:49.8	114
115	82	SHEETS, Ticia	Smoothe Move	5:51.2	5:51.2	115
116	92	GREEN, Kollin	Green Machine	5:52.5	5:52.5	116
117	91	COCHRANE, Jessica	Cochrane/King	5:53.4	5:53.4	117
118	200	MCELWEE, Drew	Safety First	5:55.3	5:55.3	118
119	141	ONUFER, Liz	Liz Onufer	5:55.4	5:55.4	119
120	117	STANFORD, Jim	Jim Stanford	5:57.0	5:57.0	120
121	75	HELTON, Shannon	A Town	5:57.6	5:57.6	121
122	8	MEANWELL, Reis	Team Meanwell	5:58.9	5:58.9	122
123	145	SIMONTON, Shelly	Talk of the Town	5:59.2	5:59.2	123
124	4	MITCHELL, Cora	Micthell Family	5:59.3	5:59.3	124
125	7	MCCANDLESS, Sara	Team McCandless	5:59.7	5:59.7	125
126	46	COLLIGAN, Chris	El Diablo and Magic Man	6:02.0	6:02.0	126
127	132	FROUNFELKER, Jason	Sucking Wind	6:11.5	6:11.5	127
128	137	SEETON, Todd	Todd Seeton	6:13.8	6:13.8	128
129	62	STITT, Shawn	Toe Jam	6:17.2	6:17.2	129
130	41	WEINBRANDT, Dick	Peaked Sports- Dick Wein	6:20.3	6:20.3	130
131	114	LARSEN, Eric	Eric Larsen	6:22.7	6:22.7	131
132	119	BELANGER, John	John Belanger	6:23.2	6:23.2	132
133	66	BARWELL, Ian	Oh Bee-have	6:25.6	6:25.6	133
134	77	GRAHAM, Sarah	Used to Be Hard Core	6:26.7	6:26.7	134
135	115	KEISER, James	James `Opie` Keiser	6:28.1	6:28.1	135
136	196	REED, Pam	Pam Reed Ultrarunner	6:28.7	6:28.7	136
137	95	COZZENS, Keith	Shwami`s	6:39.0	6:39.0	137
138	9	WILCOX, Bonnie	Team Wilcox	6:42.8	6:42.8	138
139	159	WALKER, Alex	Team WWuBBa	6:44.8	6:44.8	139
140	125	PRICE, Mike	Mike Price	6:47.8	6:47.8	140
141	184	LYNN, Matthew	Matthew Lynn	6:48.4	6:48.4	141
142	12	WEENIG, Andrea	Weenig Family	6:48.6	6:48.6	142
143	30	ENGLISH, Patrick	English Brothers	6:50.3	6:50.3	143
144	43	NEAL, William	William Neal	6:50.5	6:50.5	144
145	42	DEAN, Rich	Rich Dean	6:53.4	6:53.4	145
146	168	SINRAM, Bridgid	Hell`s Belles	6:59.6	6:59.6	146
147	76	SMITH, Michelle	Chick Who Rip	7:06.5	7:06.5	147
148	143	PETSCH, Sara	Sara Petsch	7:15.1	7:15.1	148
149	188	NELSON, Brian	Team Lunchbox	7:24.9	7:24.9	149
150	144	MASON, Sue	Sue Mason	7:27.4	7:27.4	150
151	57	FARRELL, Mick	Tom Farrell	7:30.1	7:30.1	151
152	51	ACKERMAN, Duane	Old Fool & Young Buck	7:37.6	7:37.6	152
153	48	SCHUFF, Theo	Fish Creek Veterinary Clin	7:38.8	7:38.8	153

Leg				After Leg		
Rank	Bib	Name	Team	Leg Time	Time	Rank
154	120	HENNINGSEN, John	John Henningsen	7:40.9	7:40.9	154
155	14	LEE, Jeff	Grace Under Pressure	7:41.0	7:41.0	155
156	118	AHLUM, Joel	Joel Ahlum	8:09.0	8:09.0	156
157	19	JACOBSEN, Zane	Undiscovered Talent	8:18.9	8:18.9	157
158	160	ZELL, Jim	The Cripps	8:19.9	8:19.9	158
159	10	BROWN, Kagan	Vikings and Turks	8:22.6	8:22.6	159
160	69	BOO, Hadley	Sidewinders	8:28.5	8:28.5	160
161	2	FRY, Becky	Big Sky Fry`s	8:31.6	8:31.6	161
162	98	GREENBLATT, Mary	Team Fun	8:41.6	8:41.6	162
163	84	MILLER, Jill	Swimming Upstream	8:46.8	8:46.8	163
164	6	BERLIN, Nina	Skilled People	8:51.0	8:51.0	164
165	65	RHINEHART, Dave	Moose Chow	8:53.9	8:53.9	165
166	142	LEE, Nancy	Nancy Lee	9:12.4	9:12.4	166
167	61	HALL, Embere	Conservation Research C	11:04.7	11:04.7	167
168	3	JENNINGS, Megan-Emily	Cowboy Bandits	25:47.2	25:47.2	168


# XC Ski Leg Results

174 Teams

## Pole, Pedal, Paddle

at Jackson, Wyoming

on 4/7/2007



JACKSON HOLE  
SKI & SNOWBOARD CLUB



Bank of Jackson Hole  
where you can bank on the difference



Leg	Rank	Bib	Name	Team	Leg Time	After Leg Time Rank
	1	153	BALDOCK, Beau	Mountainside Village	15:41.0	21:30.8 6
	2	159	WILBRECHT, Erich	Team WWuBBa	16:09.9	22:54.7 16
	3	158	SUNDALI, Taylor	Team Shake N Bake	16:20.8	20:46.9 3
	4	56	ROBINSON, Trevor	Team Tatum	16:22.8	20:18.6 2
	5	155	FILARDO, Jon	Rendezvous River Sports	16:29.9	19:48.4 1
	6	151	LANDON, Wray	MWJK	16:39.0	20:53.9 4
	7	97	MINSHALL, Thaddeus	Tai Shan	16:57.0	21:43.9 8
	8	152	NEFF, Mark	Lamda Lamda Lamda	17:21.0	21:28.8 5
	9	50	YEOMANS, Brook	Lynch`d	17:41.5	22:24.7 9
	10	150	BECKSTEAD, Jonathan	Fatty-cake and the Stroga	17:43.0	22:27.9 10
	11	23	DEPPERSCHMDT, Quinn	Team Tantamount	17:51.8	23:28.0 24
	12	130	MORTON, Spencer	Spencer Morton	17:57.8	21:41.3 7
	13	91	KING, Jonathan	Cochrane/King	18:01.4	23:54.8 28
	14	183	NELSON, Luke	Luke Nelson	18:04.1	22:28.1 11
	15	185	FREEBURN, Mike	Mike Freeburn	18:15.9	22:33.1 12
	16	26	LENZ, Brian	Jorgensen Associates - X	18:16.7	23:02.5 17
	17	191	NEAL, Willie	Willie Neal	18:18.0	23:11.5 20
	18	178	BERGART, David	2 girls and Ben	18:24.2	24:06.0 31
	19	179	NORTON, Alex	Alex Norton	18:29.9	22:47.9 13
	20	162	THOMAS, T.J.	New York City Sub Shop	18:39.5	23:31.2 25
	21	85	WOOLF, Laura	Thuper Thathy Th-Thropp	18:43.3	23:20.1 23
	22	70	DITTMAR, Pete	Skirunpedyak	18:43.3	23:14.3 21
	23	22	SPRINGER, John	Team Shnitzel	18:44.6	23:08.4 18
	24	107	BOOTH, Ben	Ben Booth	18:46.5	23:51.7 27

Leg Rank	Bib	Name	Team	Leg Time	After Leg Time	Rank
25	156	BUCHKO, Greg	Slim Chance	18:51.8	22:51.7	15
26	187	HOLMES, Brooks	Snake River Kayak	18:57.5	22:48.0	14
27	189	PAGE, Ben	Team Testosterone	19:05.8	24:44.0	42
28	48	SGROI, Rob	Fish Creek Veterinary Clin	19:05.9	26:44.7	71
29	52	BRIN, Mike	P.U.R. & Wats	19:07.5	23:10.2	19
30	90	LEVENSON, Ian	Bonnecaze/Levenson	19:12.1	24:39.5	38
31	68	MOBECK, Jon	Shake and Bake!	19:14.5	24:45.7	43
32	186	WENGER, Joel	Over the Top	19:22.2	24:06.2	32
33	108	JONES, Ben	Ben Jones	19:22.8	24:51.0	46
34	11	NEAL, Eliot	Neal Family	19:24.2	24:20.8	36
35	180	STEVENS, Dane	Dane Stevens	19:26.5	24:05.8	30
36	4	MITCHELL, Jim	Micthell Family	19:27.1	25:26.4	54
37	49	WONDERPANTS, Seany	Hodie`s Reprise	19:28.0	23:46.3	26
38	34	POKARNY, Richard	Last Gasp	19:30.1	24:19.9	35
39	62	LEWIS, Jeffrey	Toe Jam	19:31.8	25:49.0	59
40	89	SHELTON, Hattie	Band Aids	19:34.0	24:40.2	40
41	16	BARADNETT, Sarah	Lindsay Long	19:37.2	24:08.3	33
42	63	THOMPSON, Kellie	Driving Force	19:45.2	25:11.5	52
43	111	DEAN, Charley	Charley Dean	19:48.6	24:49.0	44
44	163	GENTRY, Dale	PPP-Value	19:50.5	24:18.9	34
45	167	PRUZAN, Tamsen	Team Rendezvous River S	19:50.9	23:58.1	29
46	165	HARRINGTON, Hannah	Brigid Mander	20:01.3	23:18.3	22
47	112	ONUFER, Chris	Chris Onufer	20:04.5	25:04.2	50
48	27	PRUGH, Greg	Prugh Real Estate LLC	20:05.1	24:49.9	45
49	160	WARD, Travis	The Cripps	20:23.0	28:42.8	97
50	171	BYERLY, Shari	Hahn/Byerly	20:24.6	24:51.1	47
51	106	CONRAD, Bart	Bart Conrad	20:31.9	24:39.7	39
52	9	WILCOX, Jeff	Team Wilcox	20:32.0	27:14.8	79
53	154	PEACOCK, Alan	Peacock	20:33.7	25:03.7	49
54	82	MOORE, Suzanne	Smoothe Move	20:33.9	26:25.1	67
55	6	BERLIN, Shaena	Skilled People	20:36.4	29:27.4	115
56	59	JESKE, Don	Knobe & Jeske	20:38.2	25:29.2	56
57	149	JOHNSON, Brady	Fashionably Late	20:44.2	24:25.3	37
58	113	GILLESPIE, Darin	Darin Gillespie	20:50.3	25:34.7	57
59	54	MORFORD, Robbie	Team FBC	20:50.8	25:51.9	60
60	172	JACKSON, Katie	Jacksons	20:58.3	24:43.9	41
61	83	HAWLEY, Kristen	Stephens/Hawley	21:03.3	25:56.7	62
62	120	HENNINGSEN, John	John Henningsen	21:04.0	28:44.9	99
63	190	BELLORADO, Orion	Ther Cheeky Fellow	21:10.2	26:10.4	66
64	58	STATTER, Harry	More Cowbell	21:13.1	26:03.9	64
65	138	FREDERICK, Morgan	Mo Peepin`	21:15.8	25:27.0	55
66	31	NORRIS, Bill	Ticonderoga	21:25.0	25:47.0	58
67	61	KLOSTERMAN, Ann	Conservation Research C	21:25.2	32:29.9	146

Leg Rank	Bib	Name	Team	Leg Time	After Leg Time	After Leg Rank
68	169	BRESSLER, Jenny	SVGC	21:28.2	24:53.7	48
69	64	CONCANNON, Angela	Miller/Concannon/Fitzgera	21:33.9	26:01.4	63
70	168	YOUNG, Kim	Hell's Belles	21:35.0	28:34.6	93
71	101	TICKNOR, Adam	The Sofa Kings	21:35.0	26:31.5	68
72	127	MCDERMOTT, Brendan	Off the Couch	21:38.1	27:02.7	74
73	105	TOLSON, Dan	3 Creek Ranch- Dan Tolso	21:45.3	26:06.8	65
74	24	THOMAS, Sawyer	Wilbrecht/Thomas/Neal/Mi	21:48.5	27:17.7	80
75	182	SCHELL, Jim Bob	Jim Bob Schell	21:49.6	25:11.4	51
76	122	TATOSIAN, Justin	Justin Tatosian	21:50.1	27:05.5	76
77	125	PRICE, Mike	Mike Price	21:54.3	28:42.0	96
78	75	STULL, Tracye	A Town	21:55.2	27:52.7	86
79	99	LEWIS, Brittany	Team Rad	22:00.5	27:17.7	80
80	170	STEVENS, Krista	Alex Stevens	22:01.5	27:11.0	78
81	78	FITZGERALD, Lauren	Maguire/Fitzgerald/Engel	22:08.6	27:08.3	77
82	196	REED, Pam	Pam Reed Ultrarunner	22:09.5	28:38.2	95
83	164	PETERVARY, Tracy	Fitzgerald's Bicycles	22:12.1	25:54.8	61
84	67	ALTWEIS, Daniel	Scott/Altwies/Thomas/Tha	22:13.0	26:39.1	70
85	184	LYNN, Matthew	Matthew Lynn	22:21.3	29:09.7	109
86	51	CRANER, Calvin	Old Fool & Young Buck	22:26.8	30:04.5	126
87	94	SCHOU, Katie	Schou/Holladay	22:30.5	27:35.0	84
88	188	NELSON, Brian	Team Lunchbox	22:31.5	29:56.4	122
89	21	TERRY, Jamie	Black and Tans	22:32.7	27:04.8	75
90	46	COLLIGAN, Chris	El Diablo and Magic Man	22:35.8	28:37.8	94
91	131	REED, Steve	Steve Reed	22:38.1	26:59.7	73
92	116	STOVER, Jesse	Jesse Stover	22:40.8	26:58.5	72
93	133	CONCANNON, Tom	Tom Concannon	22:41.6	27:25.3	82
94	36	WEGNER, Lynn	Live it to the Limit	22:41.9	27:49.9	85
95	66	KLASEN, Erin	Oh Bee-have	22:46.9	29:12.5	110
96	137	SEETON, Todd	Todd Seeton	22:49.7	29:03.5	106
97	181	YOUNG, Eric	Eric Young	22:52.2	28:25.1	91
98	41	WEINBRANDT, Dick	Peaked Sports- Dick Wein	22:52.5	29:12.9	112
99	141	ONUFRER, Liz	Liz Onufer	22:54.6	28:50.0	100
100	15	MOLL, Jeff	International Team of Mys	22:58.8	27:53.1	87
101	195	DEUTER, Dayna	Dayna Deuter	23:05.2	27:28.3	83
102	140	VIAU, Carol	Caol Viau	23:10.3	28:17.8	89
103	30	ENGLISH, John B.	English Brothers	23:16.0	30:06.4	127
104	123	OLSON, Kevin	Kevin Olson	23:20.2	28:02.0	88
105	132	FROUNFELKER, Jason	Sucking Wind	23:21.7	29:33.2	116
106	38	CLARK, Mark	Clark/Clark	23:27.3	29:01.5	104
107	126	MORALES, Nestor	Nestor Morales	23:33.5	29:07.1	108
108	77	MCKNIGHT, Stephanie	Used to Be Hard Core	23:34.3	30:00.9	124
109	40	HIPSHER, Mike	Mike Hipsher	23:36.1	28:43.7	98
110	128	GOSS, Oliver	Oliver Goss	23:42.2	29:04.5	107



Leg Rank	Bib	Name	Team	Leg Time	After Leg Time	Rank
111	76	SMITH, Michelle	Chick Who Rip	23:44.0	30:50.5	134
112	25	CHRISTIAN, Larissa	Jorgensen Associates - X	23:45.0	29:12.5	110
113	104	WARD, Desiree	Team John Galt	23:47.3	29:02.9	105
114	57	ROGERS, Chris	Tom Farrell	23:51.4	31:21.5	136
115	71	ERICKSON, Katie	Team 22	23:57.7	28:29.3	92
116	117	STANFORD, Jim	Jim Stanford	23:57.7	29:54.7	121
117	92	GREEN, Jennifer	Green Machine	24:05.4	29:57.9	123
118	200	CALLAHAN, Megan	Safety First	24:07.3	30:02.5	125
119	47	ESTES, Mike	Ellingson/Estes/Stuck/Vo	24:09.2	28:50.4	101
120	139	KNUDES, Anna	Anna Knudsen	24:17.3	29:34.2	117
121	32	, Damian	Wagner	24:27.0	28:59.9	103
122	7	MCCANDLESS, Cora	Team McCandless	24:27.1	30:26.8	131
123	96	STRAUSS, Cody	Strauss Attack	24:33.4	29:38.8	119
124	8	MEANWELL, Walter	Team Meanwell	24:36.4	30:35.3	132
125	136	TALERMO, Ryan	HumPPP	24:37.6	29:20.7	114
126	142	LEE, Nancy	Nancy Lee	24:48.6	34:01.0	154
127	53	DAWSON, Ted	Princess Pleasers	24:49.4	28:21.7	90
128	1	ATKINSON, Cory	Atkinson	24:51.8	29:36.2	118
129	65	HATTAWAY, Pat	Moose Chow	24:54.6	33:48.5	153
130	5	PECK, Carol	Peck Family	25:01.8	29:43.1	120
131	55	HOLMES, Tim	Team MAC (Middle Aged	25:04.6	30:41.0	133
132	18	POLO, Arty	Studio 56- Live in the Mix	25:15.4	30:23.0	130
133	135	ADAMS, Josh	Yeti- Josh Adams	25:29.2	29:15.6	113
134	12	WEENIG, Andy	Weenig Family	25:32.5	32:21.0	143
135	129	RILEY, Adam	Riley	25:35.3	30:06.8	128
136	95	COZZENS, Keith	Shwami`s	25:47.3	32:26.3	145
137	2	FRY, Karston	Big Sky Fry`s	25:54.1	34:25.6	157
138	145	SIMONTON, Shelly	Talk of the Town	25:55.9	31:55.1	138
139	86	FINCH, Shannon	Sweet Sauce Dub Squad -	26:07.2	31:27.3	137
140	102	PENNER, Tracy	TP for my PPP	26:08.0	31:57.1	139
141	143	PETSCH, Sara	Sara Petsch	26:11.0	33:26.0	151
142	69	ERENSTONE, Brook	Sidewinders	26:11.2	34:39.8	158
143	93	HARRISON, Laura	Harrison/Harrison	26:11.3	31:10.1	135
144	157	LAIRD, Dobbs	Team Dragon R`s	26:17.8	30:13.9	129
145	114	LARSEN, Eric	Eric Larsen	26:25.2	32:48.0	148
146	118	AHLUM, Joel	Joel Ahlum	26:50.7	34:59.7	159
147	124	MORALES, Marco	Marco Morales	26:54.1	32:30.5	147
148	109	BUTLER, Brian	Bian Butler	27:02.7	32:05.9	141
149	10	BROWN, Caryl	Vikings and Turks	27:09.1	35:31.7	161
150	13	FROEDGE, Cara	Bad News Travels Fast	27:31.2	32:11.8	142
151	28	MCPEAK, Brett	Snake River Sporting Clu	27:55.4	33:43.9	152
152	121	MALLONEE, Joshua	Joshua Mallonee	27:57.0	33:13.7	150
153	60	BOWDLER, Lori	Bowdler/Bowdler/Burke	28:12.5	32:22.2	144

Leg				After Leg		
Rank	Bib	Name	Team	Leg Time	Time	Rank
154	98	GREENBLATT, Mary	Team Fun	28:12.9	36:54.5	163
155	17	JACK, Annie	Studio 55- Stayin` Alive	28:19.5	33:13.1	149
156	84	SPOMER, Ketti	Swimming Upstream	28:24.9	37:11.7	164
157	42	DEAN, Rich	Rich Dean	28:34.9	35:28.3	160
158	103	STEELE, Kathryn	HubKey	29:31.1	34:09.5	156
159	19	JACOBSEN, Maura	Undiscovered Talent	29:31.7	37:50.6	166
160	20	CHAPMAN, Erin	Desk Jockeys	29:32.9	34:03.0	155
161	115	KEISER, James	James `Opie` Keiser	30:59.5	37:27.6	165
162	43	NEAL, William	William Neal	31:16.3	38:06.8	167
163	134	MIKKELSEN, Thomas	Viking	31:19.3	36:28.8	162
164	3	JENNINGS, Lisa	Cowboy Bandits	34:59.0	1:00:46.1	172
165	144	MASON, Sue	Sue Mason	35:18.0	42:45.5	169
166	14	LEE, Jeff	Grace Under Pressure	36:19.9	44:00.9	170
167	100	FIORE, Sherry	Team Shorty	37:53.8	42:28.7	168
168	119	BELANGER, John	John Belanger	38:17.6	44:40.8	171

# Bike Leg Results

174 Teams

Pole, Pedal, Paddle

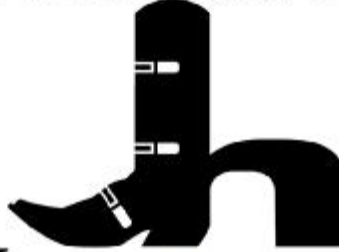
at Jackson, Wyoming

on 4/7/2007



William C. Neal, MD  
Alvis R. Forbes, MD  
Mary C. Neal, MD

JACKSON HOLE  
SKI & SNOWBOARD CLUB



SNAKE RIVER  
SPORTING CLUB



Bank of Jackson Hole  
where you can bank on the difference



Pica's



Leg	Rank	Bib	Name	Team	Leg Time	After Leg Time Rank
	1	153	LUNNING, Kris	Mountainside Village	36:48.7	58:19.6 1
	2	156	PIKER, Michael	Slim Chance	39:57.9	1:02:49.6 4
	3	154	PEACOCK, Brent	Peacock	40:08.1	1:05:11.8 5
	4	155	WORTH, Adam	Rendezvous River Sports	40:15.0	1:00:03.4 2
	5	32	, Bill	Wagner	40:18.3	1:09:18.2 17
	6	158	HAVLICK, Ian	Team Shake N Bake	41:02.3	1:01:49.3 3
	7	31	TREUSDALE, Steve	Ticonderoga	42:52.5	1:08:39.5 11
	8	70	RILEY, Amanda	Skirunpedyak	43:12.1	1:06:26.4 7
	9	185	FREEBURN, Mike	Mike Freeburn	44:03.0	1:06:36.1 8
	10	152	EPSTEIN, Greg	Lamda Lamda Lamda	44:46.4	1:06:15.1 6
	11	178	BERGART, David	2 girls and Ben	44:48.4	1:08:54.4 12
	12	163	SMITH, Court	PPP-Value	44:49.7	1:09:08.5 16
	13	170	STEVENS, Alex	Alex Stevens	44:56.6	1:12:07.6 29
	14	162	ROETTENBACKER, Tony	New York City Sub Shop	45:23.8	1:08:55.0 13
	15	53	DAWSON, Ted	Princess Pleasers	45:25.6	1:13:47.3 42
	16	60	BURKE, Kevin	Bowdler/Bowdler/Burke	45:28.7	1:17:50.9 64
	17	150	ANDERSEN, Jacob	Fatty-cake and the Stroga	45:35.2	1:08:03.0 10
	18	112	ONUFER, Chris	Chris Onufer	45:54.5	1:10:58.6 22
	19	189	PAGE, Ben	Team Testosterone	45:58.3	1:10:42.4 21
	20	164	ROSSI, Mike	Fitzgerald's Bicycles	46:00.6	1:11:55.3 28
	21	187	HOLMES, Brooks	Snake River Kayak	46:09.5	1:08:57.5 14
	22	30	ENGLISH, Patrick	English Brothers	46:21.0	1:16:27.3 58
	23	27	VISOSKY, Dan	Prugh Real Estate LLC	46:37.9	1:11:27.9 25
	24	89	HARVEY, Brett	Band Aids	46:51.1	1:11:31.3 26

Leg					After Leg	
Rank	Bib	Name	Team	Leg Time	Time	Rank
25	195	DEUTER, Dayna	Dayna Deuter	46:51.5	1:14:19.9	47
26	105	TOLSON, Dan	3 Creek Ranch- Dan Tolso	46:54.7	1:13:01.5	37
27	151	COLEMAN, Justin	MWJK	46:55.9	1:07:49.8	9
28	159	BRYAN, Bomber	Team WWuBBa	47:15.8	1:10:10.5	20
29	69	WILLIAMS, Ben	Sidewinders	47:20.2	1:21:59.9	98
30	66	MAYER, Bill	Oh Bee-have	47:24.9	1:16:37.4	61
31	130	MORTON, Spencer	Spencer Morton	47:26.2	1:09:07.5	15
32	169	STEMP, Mike	SVGC	47:31.3	1:12:25.0	32
33	67	THOMAS, Yara	Scott/Altwies/Thomas/Tha	47:34.1	1:14:13.1	46
34	183	NELSON, Luke	Luke Nelson	47:42.1	1:10:10.2	19
35	57	COCKLEY, Kurt	Tom Farrell	47:43.9	1:19:05.4	78
36	94	HOLLADAY, Casey	Schou/Holladay	47:47.2	1:15:22.2	53
37	111	DEAN, Charley	Charley Dean	48:05.9	1:12:54.9	35
38	4	MITCHELL, Jim	Micthell Family	48:09.8	1:13:36.2	41
39	52	WATSABAUGH, Rob	P.U.R. & Wats	48:11.1	1:11:21.3	24
40	108	JONES, Ben	Ben Jones	48:12.4	1:13:03.4	38
41	113	GILLESPIE, Darin	Darin Gillespie	48:13.6	1:13:48.3	44
42	41	WEINBRANDT, Dick	Peaked Sports- Dick Wein	48:18.8	1:17:31.6	63
43	123	OLSON, Kevin	Kevin Olson	48:28.5	1:16:30.6	59
44	186	WENGER, Joel	Over the Top	48:50.2	1:12:56.4	36
45	149	WIRTH, Bernie	Fashionably Late	48:52.9	1:13:18.2	40
46	2	FRY, Grant	Big Sky Fry's	48:53.7	1:23:19.4	107
47	56	PRAX, Brian	Team Tatum	49:03.6	1:09:22.1	18
48	50	LYNCH, William H.	Lynch`d	49:08.2	1:11:33.0	27
49	23	PRICE, Jason	Team Tantamount	49:10.5	1:12:38.4	34
50	26	JAPEL, Aaron	Jorgensen Associates - X	49:12.0	1:12:14.4	31
51	103	STEELE, Todd	HubKey	49:21.6	1:23:31.0	110
52	107	BOOTH, Ben	Ben Booth	49:21.9	1:13:13.6	39
53	71	PILCHER, Kevin	Team 22	49:23.7	1:17:53.0	65
54	179	NORTON, Alex	Alex Norton	49:24.8	1:12:12.7	30
55	22	CARTER, Hawk	Team Shnitzel	49:27.3	1:12:35.7	33
56	122	TATOSIAN, Justin	Justin Tatosian	49:28.0	1:16:33.4	60
57	97	MINSHALL, Thaddeus	Tai Shan	49:32.3	1:11:16.2	23
58	174	BURNES, Andy	Watson/Burnes	49:36.6	1:18:33.6	73
59	40	HIPSHER, Mike	Mike Hipsher	49:45.2	1:18:28.9	72
60	49	`THE BALD` SIRAKA, Todd	Hodie`s Reprise	50:01.5	1:13:47.7	43
61	59	KNOBE, Chris	Knobe & Jeske	50:06.9	1:15:36.2	56
62	90	LEVENSON, Ian	Bonnecaze/Levenson	50:17.1	1:14:56.6	50
63	125	PRICE, Mike	Mike Price	50:17.5	1:18:59.5	76
64	167	WIRTH, Kellie	Team Rendezvous River S	50:26.9	1:14:25.0	48
65	182	SHELL, Jim Bob	Jim Bob Schell	50:29.8	1:15:41.2	57
66	106	CONRAD, Bart	Bart Conrad	50:33.2	1:15:12.9	51
67	137	SEETON, Todd	Todd Seeton	50:42.4	1:19:46.0	81

Leg					After Leg		
Rank	Bib	Name	Team	Leg Time	Time	Rank	
68	9	WILCOX, Jeff	Team Wilcox	50:46.1	1:18:00.9	66	
69	5	PECK, Chris	Peck Family	50:48.0	1:20:31.1	86	
70	165	MANDER, Brigid	Brigid Mander	50:52.5	1:14:10.8	45	
71	117	STANFORD, Jim	Jim Stanford	51:05.2	1:20:59.9	90	
72	54	LAMPPA, Todd	Team FBC	51:07.9	1:16:59.8	62	
73	184	LYNN, Matthew	Matthew Lynn	51:08.0	1:20:17.7	84	
74	11	NEAL, Mary	Neal Family	51:11.3	1:15:32.1	55	
75	91	COCHRANE, Jessica	Cochrane/King	51:22.1	1:15:16.9	52	
76	180	STEVENS, Dane	Dane Stevens	51:22.2	1:15:28.1	54	
77	116	STOVER, Jesse	Jesse Stover	51:22.7	1:18:21.2	70	
78	191	NEAL, Willie	Willie Neal	51:23.5	1:14:35.0	49	
79	132	FROUNFELKER, Jason	Sucking Wind	51:31.0	1:21:04.2	91	
80	127	MCDERMOTT, Brendan	Off the Couch	51:35.2	1:18:37.8	75	
81	101	TICKNOR, Adam	The Sofa Kings	51:39.2	1:18:10.7	69	
82	129	RILEY, Adam	Riley	51:40.4	1:21:47.2	96	
83	92	GREEN, Kollin	Green Machine	51:41.2	1:21:39.1	95	
84	82	SHEETS, Ticia	Smoothe Move	51:42.6	1:18:07.7	68	
85	120	HENNINGSEN, John	John Henningsen	51:48.1	1:20:33.0	87	
86	75	FISCHER, Jenn	A Town	51:48.4	1:19:41.1	80	
87	7	MCCANDLESS, David	Team McCandless	51:59.1	1:22:25.9	100	
88	104	WARD, Scott	Team John Galt	52:12.6	1:21:15.5	93	
89	19	LUPTON, Pat	Undiscovered Talent	52:17.9	1:30:08.5	138	
90	65	WILES, Rebecca	Moose Chow	52:31.6	1:26:20.2	125	
91	109	BUTLER, Brian	Bian Butler	52:31.9	1:24:37.9	118	
92	58	WALTHER, Tim	More Cowbell	52:33.9	1:18:37.8	74	
93	78	ENGELMAN, Katie	Maguire/Fitzgerald/Engel	52:49.6	1:19:58.0	83	
94	43	NEAL, William	William Neal	53:02.7	1:31:09.5	144	
95	83	HAWLEY, Kristen	Stephens/Hawley	53:08.5	1:19:05.2	77	
96	96	STRAUSS, Daniel	Strauss Attack	53:13.5	1:22:52.3	104	
97	46	MILLER, Matt	El Diablo and Magic Man	53:14.5	1:21:52.3	97	
98	8	MEANWELL, Walter	Team Meanwell	53:16.6	1:23:51.9	115	
99	99	LEWIS, JP	Team Rad	53:17.0	1:20:34.7	88	
100	93	HARRISON, Brandon	Harrison/Harrison	53:23.0	1:24:33.0	117	
101	62	YOUNG, Maria	Toe Jam	53:25.8	1:19:14.8	79	
102	141	ONUFRER, Liz	Liz Onufer	53:40.6	1:22:30.6	101	
103	102	KANESS, Steve	TP for my PPP	53:44.8	1:25:41.9	124	
104	48	SCHUFF, Theo	Fish Creek Veterinary Clin	53:50.8	1:20:35.5	89	
105	34	MALONEY, Bill	Last Gasp	54:05.2	1:18:25.0	71	
106	160	HUNT, Rick	The Cripps	54:08.7	1:22:51.5	103	
107	181	YOUNG, Eric	Eric Young	54:12.1	1:22:37.3	102	
108	128	GOSS, Oliver	Oliver Goss	54:39.9	1:23:44.3	113	
109	133	CONCANNON, Tom	Tom Concannon	54:43.5	1:22:08.8	99	
110	85	COYNE, Kristen	Thuper Thathy Th-Thropp	54:44.3	1:18:04.4	67	

Leg Rank	Bib	Name	Team	Leg Time	After Leg Time	After Leg Rank
111	47	STUCK, Rick	Ellingson/Estes/Stuck/Vo	54:51.2	1:23:41.6	112
112	157	OTTLEY, Dudley	Team Dragon R`s	54:51.5	1:25:05.4	121
113	190	BELLORADO, Orion	Ther Cheeky Fellow	54:56.8	1:21:07.2	92
114	134	MIKKELSEN, Thomas	Viking	54:58.7	1:31:27.5	146
115	80	DAVIDSON, Melissa	Sanjaya	55:01.4	1:21:37.7	94
116	172	JACKSON, Katie	Jacksons	55:03.7	1:19:47.6	82
117	136	TALERMO, Ryan	HumPPP	55:04.3	1:24:25.0	116
118	118	AHLUM, Joel	Joel Ahlum	55:21.5	1:30:21.2	139
119	188	NELSON, Brian	Team Lunchbox	55:24.0	1:25:20.4	122
120	25	FIRES, Julianne	Jorgensen Associates - X	55:29.4	1:24:41.9	119
121	171	BYERLY, Shari	Hahn/Byerly	55:37.4	1:20:28.6	85
122	36	PETERS, Ruth	Live it to the Limit	55:57.5	1:23:47.4	114
123	1	ATKINSON, Cabe	Atkinson	56:03.4	1:25:39.5	123
124	168	FLOWERS, Tina	Hell`s Belles	56:11.4	1:24:45.9	120
125	76	WILSON, Katie	Chick Who Rip	56:17.8	1:27:08.3	127
126	100	IORE, Nik	Team Shorty	56:30.8	1:38:59.5	161
127	131	REED, Steve	Steve Reed	56:30.9	1:23:30.6	109
128	42	DEAN, Rich	Rich Dean	56:36.2	1:32:04.5	147
129	77	MYCHAJLIW, Christine	Used to Be Hard Core	57:10.2	1:27:11.2	128
130	20	WINDEY, Lance	Desk Jockeys	57:15.6	1:31:18.6	145
131	98	GREENBLATT, Dan	Team Fun	57:17.6	1:34:12.1	153
132	28	VOHR, Neal	Snake River Sporting Clu	57:21.6	1:31:05.5	143
133	64	FITZGERALD, Maureen	Miller/Concannon/Fitzgera	57:24.1	1:23:25.4	108
134	79	KOBRIN, Shoshana	Sallodi	57:47.9	1:23:03.6	105
135	114	LARSEN, Eric	Eric Larsen	57:54.6	1:30:42.5	141
136	6	KNOBLOCH, Emmy	Skilled People	57:55.2	1:27:22.6	129
137	126	MORALES, Nestor	Nestor Morales	57:58.6	1:27:05.7	126
138	138	FREDERICK, Morgan	Mo Peepin`	58:08.6	1:23:35.6	111
139	95	CAREY, Genevieve	Shwami`s	58:22.0	1:30:48.2	142
140	38	CLARK, Jeanie	Clark/Clark	58:53.9	1:27:55.3	130
141	139	KNUDESN, Anna	Anna Knudsen	59:03.0	1:28:37.1	134
142	16	CUE, Jeannine	Lindsay Long	59:04.0	1:23:12.3	106
143	51	ACKERMAN, Duane	Old Fool & Young Buck	59:30.3	1:29:34.7	137
144	140	VIAU, Carol	Caol Viau	1:00:05.8	1:28:23.6	132
145	15	SILCOX, Jeremy	International Team of Mys	1:00:32.6	1:28:25.8	133
146	196	REED, Pam	Pam Reed Ultrarunner	1:00:36.6	1:29:14.8	135
147	10	BROWN, Caryl	Vikings and Turks	1:00:39.7	1:36:11.4	156
148	145	SIMONTON, Shelly	Talk of the Town	1:00:49.3	1:32:44.4	148
149	21	BRUINSMA, Jessica	Black and Tans	1:01:11.0	1:28:15.8	131
150	121	MALLONEE, Joshua	Joshua Mallonee	1:01:12.4	1:34:26.1	154
151	135	ADAMS, Josh	Yeti- Josh Adams	1:01:22.7	1:30:38.4	140
152	84	STEPHENS, Tracy	Swimming Upstream	1:01:31.7	1:38:43.4	160
153	61	PATTERSON, Lindsay	Conservation Research C	1:01:33.8	1:34:03.7	152

Leg Rank	Bib	Name	Team	Leg Time	After Leg Time	Rank
154	86	PEACOCK, Rena	Sweet Sauce Dub Squad -	1:01:35.5	1:33:02.8	149
155	81	REAGAN, Leigh	Scaring/Goodchild/Reaga	1:01:48.6	1:33:48.4	151
156	124	MORALES, Marco	Marco Morales	1:01:57.2	1:34:27.7	155
157	143	PETSCH, Sara	Sara Petsch	1:02:54.0	1:36:20.0	157
158	115	KEISER, James	James `Opie` Keiser	1:03:00.0	1:40:27.7	164
159	14	TAYLOR, Monica	Grace Under Pressure	1:03:00.5	1:47:01.4	166
160	144	MASON, Sue	Sue Mason	1:04:24.2	1:47:09.7	167
161	68	MILLS, Rachel	Shake and Bake!	1:04:34.4	1:29:20.0	136
162	142	LEE, Nancy	Nancy Lee	1:05:26.7	1:39:27.7	162
163	119	BELANGER, John	John Belanger	1:07:11.9	1:51:52.7	168
164	200	ERSON, Heather	Safety First	1:08:00.4	1:38:03.0	159
165	13	MILLER, Amanda	Bad News Travels Fast	1:08:10.9	1:40:22.7	163
166	63	VANZANTEN, Jackie	Driving Force	1:08:13.8	1:33:25.3	150
167	24	NEAL, Peter	Wilbrecht/Thomas/Neal/Mi	1:09:37.8	1:36:55.5	158
168	55	DAVIDSON, Dean	Team MAC (Middle Aged	1:10:35.3	1:41:16.3	165
169	17	JACK, Annie	Studio 55- Stayin` Alive	1:21:40.3	1:54:53.4	169
170	3	JENNINGS, Dick	Cowboy Bandits	1:24:37.2	2:25:23.4	172
171	12	WEENIG, Andrea	Weenig Family	1:26:08.8	1:58:29.8	170
172	18	MILAZZO, Tory	Studio 56- Live in the Mix	1:31:07.4	2:01:30.4	171


# Entries by Relay Team

60 Entries

## Pole, Pedal, Paddle

at Jackson, Wyoming

on 4/7/2007



JACKSON HOLE  
SKI & SNOWBOARD CLUB



SNAKE RIVER  
SPORTING CLUB



Bank of Jackson Hole  
where you can bank on the difference



Pica's



Leg	Rank	Bib	Boat Names	Team	Leg Time	After Leg Time Rank
	1	185	FREEBURN, Mike	Mike Freeburn	52:32.0	1:59:08.1 3
	2	159	BRYAN, Mike	Team WWuBBa	54:10.7	2:04:21.2 6
	3	153	THAL, Larry	Mountainside Village	54:28.5	1:52:48.1 1
	4	155	SOUTER, Jon	Rendezvous River Sports	54:30.6	1:54:34.0 2
	5	149	JOHNSON, Brady	Fashionably Late	54:58.8	2:08:17.0 11
	6	160	PRUZAN, Aaron	The Cripps	56:00.2	2:18:51.7 48
	7	187	HOLMES, Brooks	Snake River Kayak	56:22.0	2:05:19.5 7
	8	162	PFEIFER, David	New York City Sub Shop	56:40.1	2:05:35.0 8
	9	181	YOUNG, Eric	Eric Young	57:13.3	2:19:50.6 55
	10	169	CASEY, Ryan	SVGC	57:18.2	2:09:43.1 14
	11	156	PAULICK, Craig	Slim Chance	57:18.7	2:00:08.2 4
	12	171	HAHN, Steve	Hahn/Byerly	58:27.0	2:18:55.6 49
	13	167	KEMPER, Sarah	Team Rendezvous River Sports	58:30.1	2:12:55.1 20
	14	107	BOOTH, Ben	Ben Booth	59:29.2	2:12:42.8 19
	15	170	STEVENS, Alex	Alex Stevens	59:37.6	2:11:45.2 17
	16	70	CAREY, Nate & DITTMAR, Pete	Skirunpedyak	1:00:16.8	2:06:43.1 9
	17	158	PLETCHER, Reid	Team Shake N Bake	1:00:20.6	2:02:09.8 5
	18	11	NEAL, Eliot & NEAL, Mary	Neal Family	1:00:24.0	2:15:56.1 31
	19	31	?, ? & WILSON, Thomas	Ticonderoga	1:00:38.4	2:09:17.9 13
	20	195	DEUTER, Dayna	Dayna Deuter	1:00:39.2	2:14:59.1 27
	21	41	WEINBRANDT, Dick	Peaked Sports- Dick Weinbrant	1:00:50.0	2:18:21.7 45
	22	180	STEVENS, Dane	Dane Stevens	1:00:55.4	2:16:23.5 34
	23	40	HIPSHER, Mike	Mike Hipsher	1:01:06.8	2:19:35.7 53
	24	191	NEAL, Willie	Willie Neal	1:01:33.5	2:16:08.5 33



Leg						After Leg
Rank	Bib	Boat Names	Team	Leg Time	Time	Rank
25	178	BERGART, David	2 girls and Ben	1:01:35.9	2:10:30.3	15
26	154	PEACOCK, Alan	Peacock	1:01:37.3	2:06:49.1	10
27	56	MILES, Tim	Team Tatum	1:01:43.8	2:11:06.0	16
28	50	LYNCH, Luke M. & YEOMANS, Brook	Lynch`d	1:01:44.7	2:13:17.7	21
29	9	WILCOX, Sofia	Team Wilcox	1:01:48.6	2:19:49.6	54
30	183	NELSON, Luke	Luke Nelson	1:01:51.2	2:12:01.4	18
31	1	ATKINSON, Duane & ATKINSON, Cody	Atkinson	1:01:54.0	2:27:33.6	73
32	54	LAMPPA, Todd & MORFORD, Robbie	Team FBC	1:02:02.0	2:19:01.8	52
33	34	NOVAK, Ron & BROOKS, Tony	Last Gasp	1:02:08.4	2:20:33.4	59
34	24	MILLER, Khyber	Wilbrecht/Thomas/Neal/Miller	1:02:09.3	2:39:04.7	113
35	94	HOLLADAY, Casey	Schou/Holladay	1:02:09.5	2:17:31.7	38
36	69	STEPEK, Brian	Sidewinders	1:02:09.6	2:24:09.5	67
37	164	SMITH, Brian	Fitzgerald`s Bicycles	1:02:09.6	2:14:04.9	24
38	125	PRICE, Mike	Mike Price	1:02:17.0	2:21:16.5	60
39	122	TATOSIAN, Justin	Justin Tatosian	1:02:17.9	2:18:51.3	47
40	4	MITCHELL, Jim	Mitchell Family	1:02:29.0	2:16:05.2	32
41	182	SHELL, Jim Bob	Jim Bob Schell	1:02:31.3	2:18:12.5	44
42	30	ENGLISH, John B.	English Brothers	1:02:34.5	2:19:01.8	51
43	152	URBAN, Jacob	Lamda Lamda Lamda	1:02:35.6	2:08:50.8	12
44	89	SHELTON, Hattie	Band Aids	1:02:38.1	2:14:09.4	25
45	53	GEORGI, Richard & DAWSON, Ted	Princess Pleasers	1:02:39.1	2:16:26.4	35
46	91	KING, Jonathan	Cochrane/King	1:02:40.0	2:17:56.9	40
47	22	TEAR, Frazer	Team Shnitzel	1:02:45.0	2:15:20.6	28
48	105	TOLSON, Dan	3 Creek Ranch- Dan Tolson	1:02:50.0	2:15:51.5	29
49	43	NEAL, William	William Neal	1:03:08.5	2:34:18.0	97
50	132	FROUNFELKER, Jason	Sucking Wind	1:03:16.3	2:24:20.5	69
51	38	CLARK, Mark	Clark/Clark	1:03:20.2	2:31:15.5	88
52	189	PAGE, Ben	Team Testosterone	1:03:28.0	2:14:10.4	26
53	172	JACKSON, Chad	Jacksons	1:03:43.7	2:23:31.3	63
54	90	BONNECAZE, Lea & LEVENSON, Ian	Bonnecaze/Levenson	1:03:45.3	2:18:41.9	46
55	67	THAL, Laurie	Scott/Altwies/Thomas/Thal	1:03:45.8	2:17:59.0	42
56	165	GRIMES, Rachel	Brigid Mander	1:03:46.4	2:17:57.3	41
57	75	HARVEY, Amy	A Town	1:04:07.2	2:23:48.4	65
58	32	WAGNER, Peter & PIERCE, TR	Wagner	1:04:09.7	2:13:28.0	22
59	190	BELLORADO, Orion	Ther Cheeky Fellow	1:04:25.0	2:25:32.2	71
60	6	BERLIN, Robert	Skilled People	1:04:28.1	2:31:50.7	92
61	130	MORTON, Spencer	Spencer Morton	1:04:31.2	2:13:38.6	23
62	120	HENNINGSEN, John	John Henningsen	1:04:38.6	2:25:11.6	70
63	168	KIRKWOOD, Adrienne	Hell`s Belles	1:05:24.5	2:30:10.5	85
64	179	NORTON, Alex	Alex Norton	1:05:24.8	2:17:37.5	39
65	133	CONCANNON, Tom	Tom Concannon	1:05:31.9	2:27:40.7	74
66	116	STOVER, Jesse	Jesse Stover	1:05:40.2	2:24:01.4	66
67	112	ONUFRER, Chris	Chris Onufer	1:05:41.5	2:16:40.2	36

Leg						After Leg
Rank	Bib	Boat Names	Team	Leg Time	Time	Rank
68	2	FRY, CJ & FRY, Haven	Big Sky Fry`s	1:05:50.5	2:29:09.8	81
69	26	FRIES, Ed	Jorgensen Associates - XY	1:05:50.5	2:18:05.0	43
70	186	WENGER, Joel	Over the Top	1:06:01.6	2:18:58.0	50
71	49	DIGITAL, Bobby & WONDERPANTS, Seany	Hodie`s Reprise	1:06:05.9	2:19:53.6	57
72	113	GILLESPIE, Darin	Darin Gillespie	1:06:18.8	2:20:07.1	58
73	129	RILEY, Adam	Riley	1:06:19.1	2:28:06.3	77
74	71	PRINGLE, Collins	Team 22	1:06:24.1	2:24:17.1	68
75	47	VOGELHEIM, Paul	Ellingson/Estes/Stuck/Vogelhei	1:06:26.2	2:30:07.8	83
76	131	REED, Steve	Steve Reed	1:07:14.1	2:30:44.6	86
77	77	ALBRECHTSON, Christine	Used to Be Hard Core	1:07:31.4	2:34:42.5	101
78	118	AHLUM, Joel	Joel Ahlum	1:07:40.6	2:38:01.8	111
79	135	ADAMS, Josh	Yeti- Josh Adams	1:07:55.2	2:38:33.5	112
80	81	SCARING, Jen & GOODCHILD, Amberley & REAGAN, Leigh	Scaring/Goodchild/Reagan	1:07:55.8	2:41:44.2	119
81	60	BURKE, Kevin	Bowdler/Bowdler/Burke	1:08:01.8	2:25:52.6	72
82	151	VANDERWOOD, Karl	MWJK	1:08:02.5	2:15:52.3	30
83	117	STANFORD, Jim	Jim Stanford	1:08:08.1	2:29:08.0	80
84	78	RUFE, Kate	Maguire/Fitzgerald/Engelman/R	1:08:13.5	2:28:11.5	78
85	28	COCHRAN, Lori & HOBBS, Wil	Snake River Sporting Club	1:08:42.6	2:39:48.1	116
86	96	STRAUSS, Daniel	Strauss Attack	1:08:47.3	2:31:39.6	90
87	36	BROOKS, Linda & MILLER, Elinor	Live it to the Limit	1:09:10.1	2:32:57.4	94
88	150	DAVIS, Rick	Fatty-cake and the Strogan-offs	1:09:28.6	2:17:31.6	37
89	101	O`BRIEN, Kristine & TICKNOR, Adam	The Sofa Kings	1:09:43.4	2:27:54.1	75
90	58	WALTHER, Tim & STATTER, Harry	More Cowbell	1:09:50.0	2:28:27.8	79
91	82	SHEETS, Ticia & MOORE, Suzanne	Smoothe Move	1:09:51.1	2:27:58.8	76
92	136	TALERMO, Ryan	HumPPP	1:09:51.8	2:34:16.8	96
93	109	BUTLER, Brian	Bian Butler	1:09:53.3	2:34:31.2	100
94	63	WILCOX, Rebecca	Driving Force	1:09:54.1	2:43:19.3	121
95	137	SEETON, Todd	Todd Seeton	1:10:00.0	2:29:45.9	82
96	51	CRANER, Calvin	Old Fool & Young Buck	1:10:00.3	2:39:35.0	115
97	23	DEPPERSCHMDT, Quinn	Team Tantamount	1:10:05.0	2:22:43.4	62
98	157	OTTLEY, Dudley	Team Dragon R`s	1:10:11.5	2:35:16.9	106
99	108	JONES, Ben	Ben Jones	1:10:35.5	2:23:38.9	64
100	128	GOSS, Oliver	Oliver Goss	1:10:37.5	2:34:21.8	98
101	163	TATTERSALL, Heather & STIRR, Emily	PPP-Value	1:10:45.0	2:19:53.5	56
102	52	WATSABAUGH, Justin & WATSABAUGH, Brad	P.U.R. & Wats	1:10:48.3	2:22:09.6	61
103	68	MOBECK, Jon & HAMILTON, Lori	Shake and Bake!	1:10:57.8	2:40:17.8	117
104	64	CONCANNON, Angela & FITZGERALD, Maureen	Miller/Concannon/Fitzgerald	1:11:22.0	2:34:47.4	102
105	145	SIMONTON, Shelly	Talk of the Town	1:12:19.2	2:45:03.6	125
106	127	MCDERMOTT, Brendan	Off the Couch	1:12:41.5	2:31:19.4	89
107	92	GREEN, Kollin & GREEN, Jennifer	Green Machine	1:12:44.3	2:34:23.4	99

Leg						After Leg
Rank	Bib	Boat Names	Team	Leg Time	Time	Rank
108	86	FINCH, Shannon	Sweet Sauce Dub Squad - Mt.	1:12:44.5	2:45:47.2	127
109	121	MALLONEE, Joshua	Joshua Mallonee	1:12:49.7	2:47:15.8	130
110	114	LARSEN, Eric	Eric Larsen	1:12:51.1	2:43:33.6	122
111	46	COLLIGAN, Chris & MILLER, Matt	El Diablo and Magic Man	1:13:35.2	2:35:27.5	108
112	141	ONUFER, Liz	Liz Onufer	1:14:14.3	2:36:44.9	109
113	123	OLSON, Kevin	Kevin Olson	1:14:21.4	2:30:51.9	87
114	59	KNOBE, Chris & JESKE, Don	Knobe & Jeske	1:14:31.9	2:30:08.1	84
115	93	HARRISON, Brandon	Harrison/Harrison	1:14:43.5	2:39:16.5	114
116	66	COLCLOUGH, Karen	Oh Bee-have	1:15:04.2	2:31:41.6	91
117	184	LYNN, Matthew	Matthew Lynn	1:15:06.4	2:35:24.1	107
118	57	FARRELL, Tom	Tom Farrell	1:15:11.4	2:34:16.8	95
119	139	KNUDESN, Anna	Anna Knudsen	1:15:29.2	2:44:06.4	123
120	83	STEPHENS, Elisa	Stephens/Hawley	1:15:57.4	2:35:02.6	104
121	48	SGROI, Rob	Fish Creek Veterinary Clinic	1:16:14.9	2:36:50.5	110
122	196	REED, Pam	Pam Reed Ultrarunner	1:16:36.0	2:45:50.8	128
123	85	COYNE, Kristen	Thuper Thathy Th-Thropperth	1:17:00.3	2:35:04.7	105
124	143	PETSCH, Sara	Sara Petsch	1:17:27.1	2:53:47.2	137
125	106	CONRAD, Bart	Bart Conrad	1:17:27.4	2:32:40.2	93
126	142	LEE, Nancy	Nancy Lee	1:17:46.8	2:57:14.5	138
127	138	FREDERICK, Morgan	Mo Peepin`	1:17:52.6	2:41:28.3	118
128	42	DEAN, Rich	Rich Dean	1:17:58.7	2:50:03.2	132
129	140	VIAU, Carol	Caol Viau	1:18:10.0	2:46:33.6	129
130	65	RHINEHART, Dave	Moose Chow	1:18:38.7	2:44:58.9	124
131	144	MASON, Sue	Sue Mason	1:19:13.8	3:06:23.4	145
132	134	MIKKELSEN, Thomas	Viking	1:19:41.1	2:51:08.6	133
133	100	FIORE, Nik & FIORE, Sherry	Team Shorty	1:20:15.5	2:59:15.0	139
134	25	LAGATTA, Alexandra	Jorgensen Associates - XX	1:20:26.1	2:45:08.0	126
135	111	DEAN, Charley	Charley Dean	1:21:54.6	2:34:49.5	103
136	62	LEWIS, Jeffrey & YOUNG, Maria	Toe Jam	1:22:37.6	2:41:52.4	120
137	188	NELSON, Brian	Team Lunchbox	1:23:18.6	2:48:39.0	131
138	115	KEISER, James	James `Opie` Keiser	1:27:10.1	3:07:37.8	146
139	124	MORALES, Marco	Marco Morales	1:27:53.9	3:02:21.7	143
140	98	GREENBLATT, Mary & GREENBLATT, Dan	Team Fun	1:28:47.0	3:02:59.1	144
141	104	WARD, Scott & WARD, Desiree	Team John Galt	1:30:39.4	2:51:54.9	134
142	7		Team McCandless	1:31:04.8	2:53:30.6	135
143	126	MORALES, Nestor	Nestor Morales	1:32:45.3	2:59:51.0	141
144	5	PECK, Nicole	Peck Family	1:32:59.8	2:53:30.9	136
145	55	DAVIDSON, Dean & HOLMES, Tim	Team MAC (Middle Aged Crisis)	1:33:13.7	3:14:30.1	147
146	102	KANESS, Steve & PENNER, Tracy	TP for my PPP	1:33:51.3	2:59:33.2	140
147	119	BELANGER, John	John Belanger	1:36:55.7	3:28:48.4	150
148	99	LEWIS, Brittany & LEWIS, JP	Team Rad	1:40:50.2	3:01:24.9	142
149	10	BROWN, Kagan & BROWN, Aaron	Vikings and Turks	1:40:53.6	3:17:05.0	148
150	12	WEENIG, Andrea & WEENIG, Andy	Weenig Family	1:44:14.5	3:42:44.3	152

Leg Rank	Bib	Boat Names	Team	Leg Time	After Leg Time	Rank
151	84	MILLER, Jill & SPOMER, Ketti & STEPHENS, Tracy	Swimming Upstream	1:53:36.1	3:32:19.4	151
152	76	SMITH, Michelle & WILSON, Katie	Chick Who Rip	1:56:42.8	3:23:51.0	149
153	21	REID, JW	Black and Tans	2:17:34.7	3:45:50.5	153
154	3	JENNINGS, Megan-Emily & JENNINGS, Lisa & JENNINGS, Dick	Cowboy Bandits	2:18:40.2	4:44:03.6	162
155	13	FROEDGE, Cara & WHITE, Melanie & CHAMBERS, Price	Bad News Travels Fast	2:22:18.3	4:02:41.0	156
156	95	CAREY, Genevieve	Shwami`s	2:23:36.9	3:54:25.2	155
157	14	LEE, Jeff & TAYLOR, Monica	Grace Under Pressure	2:36:13.1	4:23:14.5	158
158	18	YONCE, Chaz	Studio 56- Live in the Mix	2:37:40.3	4:39:10.7	161
159	97	CONNOLLY, Page	Tai Shan	2:41:08.6	3:52:24.8	154
160	19	LUPTON, Brittney	Undiscovered Talent	2:50:34.8	4:20:43.2	157
161	16	BROWN, Carsten & HOUTTON, Will & LONG, Lindsay & SANDERS, Heather	Lindsay Long	3:09:33.4	4:32:45.7	159
162	8	MEANWELL, Sarah	Team Meanwell	3:13:33.7	4:37:25.6	160