


Alpine Ski Leg Results

139 Teams

2008 Pole Pedal Paddle

at Jackson, Wyoming

on 4/5/2008



JACKSON HOLE
SKI & SNOWBOARD CLUB



Picca's



SNAKE RIVER
SPORTING CLUB



TORMACK
CUSTOM SCREEN PRINTING INC.



Bank of Jackson Hole
where you can bank on the difference



rendezvous
River Sports * Jackson Hole, Wyoming

SKINNY SKIS

FITZGERALD'S
bicycles
Jackson Hole, WY

Leg	Rank	Bib	Name	Team	Leg Time	After Leg Time Rank
	1	113	WRIGHT, Crystal	Rendezvous River Sports	3:04.7	3:04.7 1
	2	97	MORTON, Spencer	Spencer Morton	3:05.9	3:05.9 2
	3	104	BRETTEL, Ben	Team Rendezvous River S	3:08.8	3:08.8 3
	4	129	ROSS, Evan	Evan Ross	3:13.2	3:13.2 4
	5	38	GRAHAM, Tait	Team Tatum	3:17.9	3:17.9 5
	6	39	WATSABAUGH, Justin	PUR and the Boys	3:18.5	3:18.5 6
	7	143	WHITNEY, AJ	Hot Out of the Gate	3:19.1	3:19.1 7
	8	106	ADAMS, Josh	Pork Tenderloin	3:20.3	3:20.3 8
	9	105	JACKSON, Chad	Hot Treats, Cold Treats	3:20.9	3:20.9 9
	10	84	STOVER, Jesse	Jesse Stover	3:21.5	3:21.5 10
	11	147	HOYT, Dale	Hoyt-Steinberg	3:25.1	3:25.1 11
	12	107	WHITEFORD, Andrew	FKNA	3:25.4	3:25.4 12
	13	44	SCHULZ, Jim	Team Celeritas	3:27.4	3:27.4 13
	14	22	LOCKHART, Cody	Wachovia Securities	3:31.1	3:31.1 14
	15	122	HAASER, Craig	Craig Haaser	3:31.5	3:31.5 15
	16	40	HERBEL, Brad	Moose	3:32.5	3:32.5 16
	17	55	ROBINSON, Chelsea	JRR	3:33.1	3:33.1 17
	18	5	PECK, Marissa	Peck Family	3:33.2	3:33.2 18
	19	86	WERNER, Rob	Rob Werner	3:34.1	3:34.1 19
	20	134	PRUZAN, Aaron	Aaron Pruzan	3:34.2	3:34.2 20
	21	37	ROSCOE, Jim	Jim Roscoe	3:34.5	3:34.5 21
	22	76	BART, Conrad	Conrad Bart	3:35.7	3:35.7 22
	23	3	MCCANDLESS, Cora	Team McCandless	3:36.0	3:36.0 23
	24	83	RESOR, Miller	Silver Bullet	3:36.3	3:36.3 24

Leg					After Leg		
Rank	Bib	Name	Team	Leg Time	Time	Rank	
25	132	BOOTH, Ben	Ben Booth	3:36.3	3:36.3	25	
26	63	SPANGLER, Jessica	Double Dutch Divas	3:38.4	3:38.4	26	
27	21	DENTON, Rob	Snake River Brewers/Bre	3:43.8	3:43.8	27	
28	26	PETERS, Bob	Ticonderoga	3:45.1	3:45.1	28	
29	43	GEORGI, Richard	Richard Georgi	3:47.5	3:47.5	29	
30	52	MILLER, Coralia	Picas	3:49.6	3:49.6	30	
31	23	HOFF, JoAnn	Rendezvous Engineering	3:50.4	3:50.4	31	
32	127	GARNER, trevor	Fitzgerald `s Bicycles	3:51.5	3:51.5	32	
33	145	CONCANNON, Tom	Tom Concannon	3:52.8	3:52.8	33	
34	115	ABRAHAM, Dan	Swamp Donkeys	3:54.4	3:54.4	34	
35	46	VALIANTE, Chris	Team 22	3:54.8	3:54.8	35	
36	91	OLSON, Kevin	Kevin Olson	3:55.6	3:55.6	36	
37	144	EHLERS, Ryan	Space Hogan	3:55.6	3:55.6	37	
38	18	LENZ, Brian	Jorgensen Associates, P.	3:55.7	3:55.7	38	
39	19	FITZGERALD, Scott	Fitzgerald Bicycles	3:56.3	3:56.3	39	
40	95	DENNIS, Tobin	Tobin Denis	3:56.8	3:56.8	40	
41	119	NORTON, Alex	Jones Beach Whitewash	3:58.1	3:58.1	41	
42	57	HENDERSON, Scott	Cat Like Reflexes	3:58.4	3:58.4	42	
43	53	HOUZVICKOVA, Radka	Cold Turkeys	4:01.0	4:01.0	43	
44	109	WARD, Travis	Travis Ward	4:01.9	4:01.9	44	
45	8	BUTLER, Brian	Butler Family	4:01.9	4:01.9	45	
46	47	BLOCK, Ryan	Sticky Bun Express	4:02.5	4:02.5	46	
47	42	CROCKET, Jason	Dave Hansen Whitewater	4:03.8	4:03.8	47	
48	111	PUCKETT, Skip	Hampton Kew	4:04.0	4:04.0	48	
49	71	GALUSHA, Chip	Galusha	4:07.9	4:07.9	49	
50	96	GERKIN, Robert	Robert Gerkin	4:07.9	4:07.9	50	
51	75	ONUFRER, Chris	Chris Onufer	4:08.3	4:08.3	51	
52	94	GOSS, Oliver	Oliver Goss	4:09.2	4:09.2	52	
53	142	DEUTER, Dayna	Hammer Nutrition	4:09.6	4:09.6	53	
54	130	DURA, Matthew	Matthew Dura	4:10.7	4:10.7	54	
55	131	SHEPARD, Andy	Andy Shepard	4:10.8	4:10.8	55	
56	4	WILCOX, Mark	Team Wilcox	4:13.7	4:13.7	56	
57	59	STOUT, Jennifer	Aspen Travel	4:13.8	4:13.8	57	
58	90	SMITH, Evan	Evan Smith	4:14.3	4:14.3	58	
59	45	WILCOX, Eric	Poo Piddle Puddle	4:15.6	4:15.6	59	
60	61	VIAU, Carol	Mighty Aphrodites	4:15.8	4:15.8	60	
61	98	BRANT, Travis	Team Lillie From the Bloc	4:16.2	4:16.2	61	
62	126	BENINGA, Chase	Chase Beninga	4:16.9	4:16.9	62	
63	120	STEVENS, Dane	Danegerous	4:17.1	4:17.1	63	
64	24	WINMILL, Chuck	CN Engineers	4:17.8	4:17.8	64	
65	112	MARCUS, Ally	Katie Engelman	4:19.0	4:19.0	65	
66	135	MORLEY, Ben	Ben Morley	4:19.4	4:19.4	66	
67	16	MCGRAW, Tara	Nantucket Reds	4:19.9	4:19.9	67	

Leg						After Leg
Rank	Bib	Name	Team	Leg Time	Time	Rank
68	78	KELLER, James	Jimmy Jam	4:20.1	4:20.1	68
69	108	HIRSCHLAND, Liz	NYC Sub Shop	4:24.3	4:24.3	69
70	110	EVANS, Sawyer	Team Zissou	4:27.4	4:27.4	70
71	146	GENTRY, Dale	dos cabezas - Fitzgeralds	4:30.1	4:30.1	71
72	77	JONES, Ben	Ben Jones	4:36.1	4:36.1	72
73	58	THACKRAY, Matthew	Jennifer Mei	4:36.6	4:36.6	73
74	41	DAVIDSON, Dean	Team Grundel	4:38.6	4:38.6	74
75	6	MITCHELL, Cora	CowFish	4:39.3	4:39.3	75
76	121	HIPSHER, Mike	Mike Hipsher	4:41.2	4:41.2	76
77	56	LUPP, Jeremy	Good Enough	4:41.2	4:41.2	77
78	92	GRAUER, Scott	Scott Grauer	4:41.9	4:41.9	78
79	51	ERICSON, Peter	Nordic Center	4:42.5	4:42.5	79
80	79	NOLEN, Bradley	Brad Nolen	4:42.6	4:42.6	80
81	54	DOWD, Peter	Jenny Burghardt	4:43.1	4:43.1	81
82	62	CARLIN, Betsy	Maura Harrower	4:44.5	4:44.5	82
83	60	GRAHAM, Sarah	Stephanie McKnight	4:45.8	4:45.8	83
84	82	YOUNT, Jamie	James Yount	4:46.4	4:46.4	84
85	66	CALDWELL, Caitlin	Caitlin Caldwell	4:47.0	4:47.0	85
86	27	MALONEY, Bill	Applecrest Farm Orchard	4:48.1	4:48.1	86
87	29	RICHARDSON, Anne	To the Limit	4:48.9	4:48.9	87
88	73	TOLSON, Dancy	Twin Turbo	4:49.8	4:49.8	88
89	28	SVENDSEN, David	John Daily	4:52.5	4:52.5	89
90	138	HERNDON, Anneka	Anneka Herndon/ Clif Bar	4:54.0	4:54.0	90
91	1	NEAL, Peter	Peter Neal	4:54.5	4:54.5	91
92	124	MORALES, Nestor	Nestor Morales	4:54.9	4:54.9	92
93	70	KANESS, Steve	K Squared	4:58.4	4:58.4	93
94	9	DAWSON, Theo	Ted Dawson Family	4:58.9	4:58.9	94
95	141	ONUFER, Liz	Liz Onufer	5:04.7	5:04.7	95
96	65	YOUNG, Maria	Burrito Girls Are Back	5:05.3	5:05.3	96
97	49	BAGNATO, Molly	OB 1 Jacoby	5:05.8	5:05.8	97
98	50	SMITH, Hadley Boo	Sidewinder/Piglets	5:10.7	5:10.7	98
99	136	STARNES, James	Blue Spruce Cleaners	5:12.7	5:12.7	99
100	10	JENNINGS, Emily	Monkeys	5:12.9	5:12.9	100
101	123	MORALES, Marco	Marco A. Morales	5:12.9	5:12.9	101
102	74	LONGFIELD, Katherine	Katherine Longfield	5:14.0	5:14.0	102
103	125	BERGART, Dave	Ice Berg	5:18.9	5:18.9	103
104	85	STANFORD, Jim	Jim Stanford	5:20.3	5:20.3	104
105	36	HESS, Frank	1031 Exchange, Inc.	5:24.1	5:24.1	105
106	137	MARLOWE, Farley	Farley Marlowe	5:26.1	5:26.1	106
107	13	MAYER, William	Head Bangers Ball	5:26.7	5:26.7	107
108	140	BOWERMAN, Tracy	Tracy Bowerman	5:27.4	5:27.4	108
109	20	BUENNING, Kirsten	Fitzgeralds Podium Girls	5:29.3	5:29.3	109
110	15	WATTS, Lisa	The Pink Ladies	5:29.8	5:29.8	110

Leg					After Leg	
Rank	Bib	Name	Team	Leg Time	Time	Rank
111	102	MOORE, Suzanne	Suzanne Moore	5:38.3	5:38.3	111
112	81	GREENWOOD, Mark	Greenwod	5:39.8	5:39.8	112
113	128	NEAL, Willie	Orthopaedic Assoc. of Ja	5:43.8	5:43.8	113
114	88	MACLEOD, Chris	Chris Macleod	5:52.7	5:52.7	114
115	100	SHEAN, Kristin	Kris Shean	5:57.5	5:57.5	115
116	139	KNUDSEN, Jodi	Jodi Knudsen	5:57.6	5:57.6	116
117	118	AHLUM, Joel	Hoback Sports	6:00.6	6:00.6	117
118	103	HAMILTON, Wayne	Gulag	6:06.2	6:06.2	118
119	35	WEINBRANDT, Dick	Peaked Sports	6:10.2	6:10.2	119
120	17	KNOWLES, Brent	Trigga Man & Man Ram	6:24.0	6:24.0	120
121	93	PRICE, Mike	Mike Price	6:28.4	6:28.4	121
122	12	MOTYKA, Peter	Hot Dogs 4 Hot Dog	6:32.6	6:32.6	122
123	25	ERWERT, Patrick	International Incident	6:33.2	6:33.2	123
124	32	BROOKS, Clark	Clark Brooks	6:33.8	6:33.8	124
125	48	MCALEXANDER, Noel	Noel McAlexander	6:37.2	6:37.2	125
126	11	DUNCKER, Alex	Slam Dunckers	6:44.4	6:44.4	126
127	7	WEENIG, Andy	Weenig Family	6:51.3	6:51.3	127
128	69	BRYAN, Allison	Hot And Bothered	6:56.9	6:56.9	128
129	14	HENNINGSON, John	Three Hookers & a John	7:16.3	7:16.3	129
130	2	FRY, Becky	The Fry Factor	7:18.2	7:18.2	130
131	72	PETSCH, Sara	Team Petsch	7:48.2	7:48.2	131
132	99	LEE, Nancy	What `s Your Message?	9:06.9	9:06.9	132


XC Ski Leg Results

139 Teams

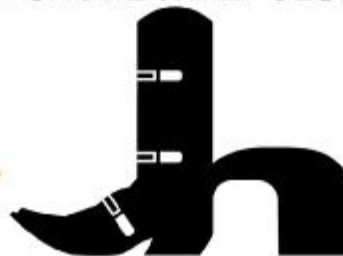
2008 Pole Pedal Paddle

at Jackson, Wyoming

on 4/5/2008



JACKSON HOLE
SKI & SNOWBOARD CLUB



SNAKE RIVER
SPORTING CLUB



TORMACK
CUSTOM SCREEN PRINTING INC.



Bank of Jackson Hole
where you can bank on the difference



Leg	Rank	Bib	Name	Team	Leg Time	After Leg Time Rank
	1	104	FILARDO, Jon	Team Rendezvous River S	23:43.4	26:52.2 1
	2	43	WIRTH, Any	Richard Georgi	24:12.6	28:00.1 2
	3	108	NEAL, Elliot	NYC Sub Shop	26:02.2	30:26.5 3
	4	131	SHEPARD, Andy	Andy Shepard	27:10.9	31:21.7 4
	5	128	NEAL, Willie	Orthopaedic Assoc. of Ja	27:12.1	32:55.9 9
	6	125	BERGART, Dave	Ice Berg	27:55.4	33:14.3 11
	7	44	BAERWALD, Rich	Team Celeritas	28:00.7	31:28.1 5
	8	109	LEVENSON, Ian	Travis Ward	28:11.3	32:13.2 6
	9	65	COGSWELL, Parke	Burrito Girls Are Back	28:41.3	33:46.5 15
	10	6	MITCHELL, Jim	CowFish	28:45.1	33:24.4 12
	11	144	EHLERS, Ryan	Space Hogan	28:57.1	32:52.7 8
	12	113	PRUZAN, Tamsen	Rendezvous River Sports	29:08.6	32:13.3 7
	13	110	LEWIS, Dan	Team Zissou	29:15.2	33:42.6 13
	14	46	ALEXANDER, Ash	Team 22	29:50.0	33:44.8 14
	15	97	MORTON, Spencer	Spencer Morton	30:05.5	33:11.4 10
	16	135	MORLEY, Ben	Ben Morley	30:11.7	34:31.2 18
	17	47	WACHOB, Erik	Sticky Bun Express	30:37.4	34:40.0 20
	18	134	PRUZAN, Aaron	Aaron Pruzan	30:38.4	34:12.6 16
	19	73	TOLSON, Dan	Twin Turbo	30:38.4	35:28.2 26
	20	21	ERICKSON, Chris	Snake River Brewers/Bre	30:39.7	34:23.5 17
	21	23	WINKLER, Bret	Rendezvous Engineering	30:41.4	34:31.8 19
	22	53	VAREKA, Kabel	Cold Turkeys	30:50.3	34:51.4 22
	23	119	NORTON, Alex	Jones Beach Whitewash	31:09.8	35:07.8 25
	24	132	BOOTH, Ben	Ben Booth	31:14.7	34:51.0 21

Leg				After Leg	
Rank	Bib	Name	Team	Leg Time	Time Rank
25	106	SILCOX, Jeremy	Pork Tenderloin	31:39.2	34:59.4 23
26	38	SPACKMAN, Jarad	Team Tatum	31:46.3	35:04.2 24
27	83	RESOR, Miller	Silver Bullet	31:52.9	35:29.2 27
28	19	CARTER, Hawk	Fitzgerald Bicycles	31:53.4	35:49.7 28
29	137	MARLOWE, Farley	Farley Marlowe	31:58.3	37:24.3 39
30	146	KLOSTERMAN, Ann	dos cabezas - Fitzgeralds	32:02.8	36:32.9 30
31	93	PRICE, Mike	Mike Price	32:09.1	38:37.5 44
32	130	DURA, Matthew	Matthew Dura	32:25.9	36:36.6 31
33	51	BIXBY, Mae	Nordic Center	32:27.9	37:10.3 36
34	37	ROSCOE, Jim	Jim Roscoe	32:30.1	36:04.6 29
35	112	THOMS, Trisha	Katie Engelman	32:36.6	36:55.5 32
36	90	SMITH, Evan	Evan Smith	32:51.1	37:05.4 34
37	142	DEUTER, Dayna	Hammer Nutrition	33:05.0	37:14.6 37
38	74	WRITGH, Patrick	Katherine Longfield	33:26.1	38:40.2 45
39	115	DAVIS, Anna	Swamp Donkeys	33:27.8	37:22.2 38
40	122	HAASER, Craig	Craig Haaser	33:29.5	37:01.0 33
41	103	MARLEY, Patrick	Gulag	33:32.6	39:38.8 56
42	120	STEVENS, Dane	Danegerous	33:39.2	37:56.4 40
43	39	WATSABAUGH, Rob	PUR and the Boys	33:50.6	37:09.1 35
44	28	KARNS, Peter	John Daily	34:00.1	38:52.6 49
45	140	BOWERMAN, Tracy	Tracy Bowerman	34:13.6	39:41.0 57
46	94	GOSS, Oliver	Oliver Goss	34:16.0	38:25.2 43
47	82	YOUNT, Jamie	James Yount	34:17.8	39:04.2 52
48	27	, Damien	Applecrest Farm Orchard	34:23.2	39:11.4 55
49	5	PECK, Carol	Peck Family	34:42.9	38:16.1 42
50	105	KELM, Dax	Hot Treats, Cold Treats	34:45.0	38:06.0 41
51	75	ONUFER, Chris	Chris Onufer	34:47.6	38:55.9 50
52	24	ELDER, Shane	CN Engineers	34:48.0	39:05.9 53
53	25	STEWART, Randall	International Incident	34:50.0	41:23.2 67
54	26	NORRIS, William	Ticonderoga	35:01.0	38:46.2 47
55	20	HANSEN, Rebecca	Fitzgeralds Podium Girls	35:01.1	40:30.4 64
56	121	HIPSHER, Mike	Mike Hipsher	35:04.0	39:45.2 58
57	86	WERNER, Rob	Rob Werner	35:11.3	38:45.4 46
58	127	GARNER, trevor	Fitzgerald `s Bicycles	35:16.8	39:08.3 54
59	22	JOHNSON, Ben	Wachovia Securities	35:27.3	38:58.4 51
60	129	ROSS, Evan	Evan Ross	35:35.4	38:48.6 48
61	138	HERNDON, Anneka	Anneka Herndon/ Clif Bar	35:35.4	40:29.5 63
62	72	PETSCH, Wayne	Team Petsch	35:57.5	43:45.7 78
63	52	FIELD, Wendell	Picas	36:19.2	40:08.8 60
64	76	BART, Conrad	Conrad Bart	36:19.8	39:55.5 59
65	145	CONCANNON, Tom	Tom Concannon	36:21.7	40:14.6 62
66	84	STOVER, Jesse	Jesse Stover	36:48.0	40:09.4 61
67	49	SIRAK, Todd	OB 1 Jacoby	36:50.9	41:56.6 68

Leg Rank	Bib	Name	Team	Leg Time	After Leg Time	After Leg Rank
68	1	NEAL, Mary	Peter Neal	37:02.5	41:57.0	69
69	15	JACOBSEN, Jen	The Pink Ladies	37:02.5	42:32.3	71
70	57	SMITH, Michelle	Cat Like Reflexes	37:10.5	41:09.0	66
71	35	WEINBRANDT, Dick	Peaked Sports	37:38.2	43:48.4	79
72	143	WATSON, Lisa	Hot Out of the Gate	37:46.2	41:05.3	65
73	77	JONES, Ben	Ben Jones	38:03.3	42:39.4	73
74	118	AHLUM, Joel	Hoback Sports	38:04.6	44:05.2	83
75	61	VIAU, Carol	Mighty Aphrodites	38:06.3	42:22.1	70
76	60	MCKNIGHT, Stephanie	Stephanie McKnight	38:41.3	43:27.1	76
77	8	BUTLER, Brian	Butler Family	38:53.3	42:55.2	74
78	102	MOORE, Suzanne	Suzanne Moore	38:54.7	44:32.9	85
79	50	ERINSTONG, Brook	Sidewinder/Piglets	38:57.2	44:07.9	84
80	63	SMITH, Karen	Double Dutch Divas	38:57.8	42:36.3	72
81	139	KNUDSEN, Jodi	Jodi Knudsen	39:34.6	45:32.2	89
82	91	OLSON, Kevin	Kevin Olson	39:45.6	43:41.2	77
83	4	WILCOX, Jeff	Team Wilcox	39:47.3	44:01.0	81
84	59	MILLS, Katie	Aspen Travel	39:48.4	44:02.2	82
85	40	MOSS, Lindsey	Moose	39:49.2	43:21.7	75
86	36	HESS, Frank	1031 Exchange, Inc.	39:53.9	45:18.0	88
87	107	GAUTHIER, Courtney	FKNA	40:23.4	43:48.8	80
88	126	BENINGA, Chase	Chase Beninga	40:31.3	44:48.2	87
89	45	GOSS, Eliot	Poo Piddle Puddle	40:31.5	44:47.1	86
90	13	COLCLOUGH, Karen	Head Bangers Ball	40:48.9	46:15.6	91
91	92	GRAUER, Scott	Scott Grauer	41:26.4	46:08.3	90
92	141	ONUFER, Liz	Liz Onufer	41:30.0	46:34.7	93
93	29	TRACHTENBERG, Barbara	To the Limit	42:04.0	46:52.9	94
94	99	LEE, Nancy	What `s Your Message?	42:27.1	51:34.1	105
95	18	KIRSTEN, Thomas	Jorgensen Associates, P.	42:35.1	46:30.8	92
96	85	STANFORD, Jim	Jim Stanford	42:44.8	48:05.1	96
97	54	CROSBY, Andrew	Jenny Burghardt	42:46.5	47:29.6	95
98	48	COMBS, Ryan	Noel McAlexander	42:57.6	49:34.8	102
99	78	KELLER, James	Jimmy Jam	43:53.2	48:13.3	97
100	11	DUNCKER, Paul	Slam Duncckers	44:05.4	50:49.8	103
101	70	KANESS, Tracy	K Squared	44:35.9	49:34.3	101
102	16	TOWN, Alaina	Nantucket Reds	44:41.1	49:00.9	99
103	111	CASH, Stacey	Hampton Kew	44:55.8	48:59.8	98
104	95	DENNIS, Tobin	Tobin Denis	45:07.0	49:03.8	100
105	41	HOLMES, Tim	Team Grundel	46:20.5	50:59.1	104
106	81	GREENWOOD, Mark	Greenwod	46:54.6	52:34.4	107
107	58	MEI, Jennifer	Jennifer Mei	47:36.5	52:13.1	106
108	12	TERRY, Jamie	Hot Dogs 4 Hot Dog	47:39.9	54:12.5	111
109	88	MACLEOD, Chris	Chris Macleod	48:08.4	54:01.1	110
110	71	GALUSHA, Chip	Galusha	48:58.4	53:06.3	109

Leg Rank	Bib	Name	Team	Leg Time	After Leg Time	Rank
111	55	STEVENSON, Katie	JRR	49:18.7	52:51.7	108
112	9	DAWSON, Suzy	Ted Dawson Family	50:03.4	55:02.3	112
113	100	SHEAN, Kristin	Kris Shean	50:36.3	56:33.8	113
114	14	HALL, Embere	Three Hookers & a John	52:05.7	59:22.0	114
115	7	WEENIG, Andy	Weenig Family	53:38.3	1:00:29.7	116
116	123	MORALES, Marco	Marco A. Morales	55:23.1	1:00:36.0	117
117	96	GERKIN, Robert	Robert Gerkin	55:41.9	59:49.8	115
118	62	HARROWER, Maura	Maura Harrower	57:10.6	1:01:55.1	118
119	69	SMITH, Nicolas	Hot And Bothered	59:09.8	1:06:06.7	119
120	136	STARNES, James	Blue Spruce Cleaners	1:02:05.6	1:07:18.3	121
121	98	BRANT, Travis	Team Lillie From the Bloc	1:02:57.4	1:07:13.6	120
122	32	BROOKS, Clark	Clark Brooks	1:03:03.5	1:09:37.3	122
123	124	MORALES, Nestor	Nestor Morales	1:04:55.5	1:09:50.4	123
124	10	JENNINGS, Lisa	Monkeys	1:07:10.9	1:12:23.8	125
125	3	MCCANDLESS, Sara	Team McCandless	1:08:44.2	1:12:20.2	124
126	17	WETZEL, Trevor	Trigga Man & Man Ram	1:08:55.5	1:15:19.5	126
127	2	FRY, Karston	The Fry Factor	1:09:45.3	1:17:03.6	127
128	56	FRITZ, Justin	Good Enough	1:15:06.7	1:19:47.9	128
129	79	NOLEN, Bradley	Brad Nolen	1:19:28.2	1:24:10.9	129
130	66	CALDWELL, Caitlin	Caitlin Caldwell	1:19:34.1	1:24:21.1	130
131	42	BABCOCK, Tyler	Dave Hansen Whitewater	1:25:15.7	1:29:19.5	131


Bike Leg Results

139 Teams

2008 Pole Pedal Paddle

at Jackson, Wyoming

on 4/5/2008



JACKSON HOLE
SKI & SNOWBOARD CLUB



Picca's



SNAKE RIVER
SPORTING CLUB



TORMACK
CUSTOM SCREEN PRINTING INC.



Bank of Jackson Hole
where you can bank on the difference



rendezvous
River Sports • Jackson Hole, Wyoming

SKINNY SKIS

FITZGERALD'S
Bicycles
Jackson Hole, WY

Leg	Rank	Bib	Name	Team	Leg Time	After Leg Time Rank
	1	19	LUNNING, Kris	Fitzgerald Bicycles	41:12.0	1:17:01.7 2
	2	104	WIRTH, Adam	Team Rendezvous River S	42:52.8	1:09:44.9 1
	3	23	PIKER, Michael	Rendezvous Engineering	45:03.0	1:19:34.8 3
	4	127	GARNER, trevor	Fitzgerald `s Bicycles	47:53.6	1:27:01.9 14
	5	44	HARDER, Chris	Team Celeritas	49:17.4	1:20:45.6 5
	6	109	LLINARES, Mark	Travis Ward	49:20.3	1:21:33.5 7
	7	107	THOMPSON, Richard	FKNA	49:24.4	1:33:13.2 41
	8	97	MORTON, Spencer	Spencer Morton	50:01.2	1:23:12.6 8
	9	146	GENTRY, Dale	dos cabezas - Fitzgeralds	50:33.0	1:27:05.9 15
	10	106	CAVALLERO, Andy	Pork Tenderloin	51:06.1	1:26:05.5 11
	11	108	ROETENBACKER, Tony	NYC Sub Shop	51:06.2	1:21:32.7 6
	12	51	SCHWEIZER, Mark	Nordic Center	51:29.9	1:28:40.2 21
	13	128	NEAL, Willie	Orthopaedic Assoc. of Ja	51:32.7	1:24:28.6 9
	14	142	DEUTER, Dayna	Hammer Nutrition	51:50.0	1:29:04.6 24
	15	20	FITZGERALD, Jannine	Fitzgeralds Podium Girls	51:51.8	1:32:22.2 34
	16	50	WILLIAMS, Ben	Sidewinder/Piglets	51:54.4	1:36:02.3 51
	17	21	BUENING, Cory	Snake River Brewers/Bre	51:55.0	1:26:18.5 12
	18	143	BURNES, Andrew	Hot Out of the Gate	51:58.8	1:33:04.1 40
	19	24	TATOSIAN, Justin	CN Engineers	52:00.9	1:31:06.8 29
	20	25	ERWERT, Patrick	International Incident	52:14.4	1:33:37.6 44
	21	9	DAWSON, Ted	Ted Dawson Family	52:15.6	1:47:17.9 80
	22	43	GEORGI, Richard	Richard Georgi	52:34.3	1:20:34.4 4
	23	103	ANDERSON, Jake	Gulag	52:45.7	1:32:24.5 36
	24	120	STEVENS, Dane	Danegerous	53:03.1	1:30:59.5 28

Leg					After Leg		
Rank	Bib	Name	Team	Leg Time	Time	Rank	
25	52	BIRNBAUM, Drew	Picas	53:10.8	1:33:19.5	42	
26	105	MCDERMOTT, Pat	Hot Treats, Cold Treats	53:18.4	1:31:24.4	30	
27	132	BOOTH, Ben	Ben Booth	53:22.5	1:28:13.5	20	
28	113	WIRTH, Kellie	Rendezvous River Sports	53:36.8	1:25:50.1	10	
29	134	PRUZAN, Aaron	Aaron Pruzan	53:44.3	1:27:56.9	19	
30	38	PRAX, Brian	Team Tatum	53:44.6	1:28:48.8	22	
31	46	INOUYE, Aaron	Team 22	53:52.8	1:27:37.6	17	
32	53	SMIDL, Jan	Cold Turkeys	53:59.0	1:28:50.4	23	
33	45	LABBE, Tony	Poo Piddle Puddle	54:01.1	1:38:48.2	61	
34	126	BENINGA, Chase	Chase Beninga	54:02.8	1:38:51.0	62	
35	61	MISHEV, Dina	Mighty Aphrodites	54:04.2	1:36:26.3	54	
36	6	MITCHELL, Jim	CowFish	54:11.0	1:27:35.4	16	
37	27	LEIGH, Chris	Applecrest Farm Orchard	54:11.2	1:33:22.6	43	
38	42	LAUGHLIN, Jason	Dave Hansen Whitewater	54:20.7	2:23:40.2	122	
39	125	BERGART, Dave	Ice Berg	54:25.6	1:27:39.9	18	
40	73	TOLSON, Dan	Twin Turbo	54:28.6	1:29:56.8	25	
41	122	HAASER, Craig	Craig Haaser	54:38.9	1:31:39.9	32	
42	55	MARSHALL, Tom	JRR	54:42.2	1:47:33.9	82	
43	137	MARLOWE, Farley	Farley Marlowe	54:58.7	1:32:23.0	35	
44	131	SHEPARD, Andy	Andy Shepard	55:00.9	1:26:22.6	13	
45	119	NORTON, Alex	Jones Beach Whitewash	55:07.7	1:30:15.5	26	
46	37	ROSCOE, Jim	Jim Roscoe	55:34.5	1:31:39.2	31	
47	47	LAMPPA, Todd	Sticky Bun Express	55:51.4	1:30:31.4	27	
48	129	ROSS, Evan	Evan Ross	55:56.5	1:34:45.1	45	
49	111	KEW, Hampton	Hampton Kew	56:11.8	1:45:11.6	75	
50	130	DURA, Matthew	Matthew Dura	56:21.7	1:32:58.3	39	
51	93	PRICE, Mike	Mike Price	56:31.5	1:35:09.0	46	
52	83	RESOR, Miller	Silver Bullet	56:34.6	1:32:03.8	33	
53	26	TRUESDALE, Steve	Ticonderoga	56:36.0	1:35:22.2	48	
54	94	GOSS, Oliver	Oliver Goss	56:46.7	1:35:11.9	47	
55	74	LONGFIELD, Katherine	Katherine Longfield	57:17.4	1:35:57.5	50	
56	75	ONUFER, Chris	Chris Onufer	57:23.8	1:36:19.7	53	
57	35	WEINBRANDT, Dick	Peaked Sports	57:57.0	1:41:45.4	68	
58	4	WILCOX, Jeff	Team Wilcox	58:14.3	1:42:15.3	69	
59	13	HALL, Loren	Head Bangers Ball	58:14.6	1:44:30.2	73	
60	84	STOVER, Jesse	Jesse Stover	58:22.4	1:38:31.8	59	
61	86	WERNER, Rob	Rob Werner	58:26.0	1:37:11.4	57	
62	22	LOCKHART, Cody	Wachovia Securities	58:26.6	1:37:24.9	58	
63	65	YOUNG, Maria	Burrito Girls Are Back	58:40.4	1:32:26.9	37	
64	112	ENGELMAN, Katie	Katie Engelman	58:41.8	1:35:37.3	49	
65	121	HIPSHER, Mike	Mike Hipsher	59:01.8	1:38:47.0	60	
66	77	JONES, Ben	Ben Jones	59:05.0	1:41:44.4	67	
67	115	DAVIS, Anna	Swamp Donkeys	59:05.9	1:36:28.1	55	

Leg					After Leg
Rank	Bib	Name	Team	Leg Time	Time Rank
68	85	STANFORD, Jim	Jim Stanford	59:05.9	1:47:11.0 79
69	39	WATSABAUGH, Rob	PUR and the Boys	59:09.4	1:36:18.5 52
70	8	BUTLER, Brian	Butler Family	59:29.7	1:42:24.9 71
71	144	EHLERS, Ryan	Space Hogan	59:40.2	1:32:32.9 38
72	76	BART, Conrad	Conrad Bart	59:43.7	1:39:39.2 64
73	90	SMITH, Evan	Evan Smith	1:00:05.3	1:37:10.7 56
74	145	CONCANNON, Tom	Tom Concannon	1:00:38.4	1:40:53.0 65
75	2	FRY, Grant	The Fry Factor	1:00:59.3	2:18:02.9 118
76	5	PECK, Chris	Peck Family	1:01:04.2	1:39:20.3 63
77	70	KANESS, Steve	K Squared	1:01:04.7	1:50:39.1 86
78	118	AHLUM, Joel	Hoback Sports	1:01:35.9	1:45:41.1 76
79	49	, ?	OB 1 Jacoby	1:01:58.0	1:43:54.7 72
80	78	KELLER, James	Jimmy Jam	1:02:02.4	1:50:15.6 85
81	63	LONG, Lindsay	Double Dutch Divas	1:02:04.8	1:44:41.1 74
82	91	OLSON, Kevin	Kevin Olson	1:02:23.4	1:46:04.6 77
83	140	BOWERMAN, Tracy	Tracy Bowerman	1:02:35.0	1:42:16.0 70
84	48	MCALEXANDER, Noel	Noel McAlexander	1:03:31.3	1:53:06.1 92
85	72	PETSCH, Sara	Team Petsch	1:03:32.3	1:47:18.0 81
86	62	WATSON, Becky	Maura Harrower	1:03:46.0	2:05:41.1 106
87	92	GRAUER, Scott	Scott Grauer	1:04:41.4	1:50:49.7 87
88	81	GREENWOOD, Mark	Greenwod	1:04:55.2	1:57:29.6 99
89	14	MILLER, Matt	Three Hookers & a John	1:05:53.0	2:05:15.0 105
90	60	MYCHAJLIW, Christine	Stephanie McKnight	1:06:25.6	1:49:52.7 84
91	135	MORLEY, Ben	Ben Morley	1:06:30.0	1:41:01.1 66
92	139	KNUDSEN, Jodi	Jodi Knudsen	1:06:30.2	1:52:02.4 90
93	136	STARNES, James	Blue Spruce Cleaners	1:06:55.5	2:14:13.9 111
94	82	YOUNT, Jamie	James Yount	1:07:01.7	1:46:05.8 78
95	95	DENNIS, Tobin	Tobin Denis	1:07:05.9	1:56:09.7 97
96	18	JAPEL, Aaron	Jorgensen Associates, P.	1:07:06.7	1:53:37.6 94
97	40	MOSS, Justin	Moose	1:07:42.0	1:51:03.7 88
98	102	MOORE, Suzanne	Suzanne Moore	1:08:07.7	1:52:40.7 91
99	58	BOWERS, Matt	Jennifer Mei	1:08:44.7	2:00:57.7 102
100	138	HERNDON, Anneka	Anneka Herndon/ Clif Bar	1:09:08.9	1:49:38.4 83
101	71	COZZENS, Jeannine	Galusha	1:09:53.1	2:02:59.4 103
102	141	ONUFER, Liz	Liz Onufer	1:10:37.9	1:57:12.6 98
103	79	NOLEN, Bradley	Brad Nolen	1:11:33.6	2:35:44.5 128
104	124	MORALES, Nestor	Nestor Morales	1:11:39.9	2:21:30.2 120
105	66	MCUCAS, Jennifer	Caitlin Caldwell	1:12:13.6	2:36:34.7 129
106	57	HARDMAN, Bill	Cat Like Reflexes	1:12:39.2	1:53:48.1 95
107	56	HAMILTON, Lorie	Good Enough	1:13:15.0	2:33:02.9 126
108	10	JENNINGS, Emily	Monkeys	1:13:22.7	2:25:46.5 124
109	15	CHENEY, Elise	The Pink Ladies	1:13:28.8	1:56:01.1 96
110	28	ERICKSON, Bill	John Daily	1:14:26.7	1:53:19.3 93

Leg Rank	Bib	Name	Team	Leg Time	After Leg Time	Rank
111	59	STOUT, Jennifer	Aspen Travel	1:14:40.1	1:58:42.4	100
112	69	, ?	Hot And Bothered	1:14:45.2	2:20:51.9	119
113	36	HESS, Frank	1031 Exchange, Inc.	1:15:20.0	2:00:38.0	101
114	123	MORALES, Marco	Marco A. Morales	1:15:43.9	2:16:19.9	114
115	54	HOLMES, Matthew	Jenny Burghardt	1:16:05.4	2:03:35.0	104
116	3	MCCANDLESS, David	Team McCandless	1:16:28.7	2:28:49.0	125
117	88	MACLEOD, Chris	Chris Macleod	1:16:59.2	2:11:00.4	107
118	110	LUNEMANN, Kari	Team Zissou	1:17:55.4	1:51:38.1	89
119	99	LEE, Nancy	What `s Your Message?	1:22:10.2	2:13:44.3	109
120	12	BRUINSMA, Jessica	Hot Dogs 4 Hot Dog	1:23:03.4	2:17:15.9	116
121	17	KNOWLES, Brent	Trigga Man & Man Ram	1:23:14.5	2:38:34.0	130
122	11	DUNCKER, Alex	Slam Dunckers	1:24:20.6	2:15:10.4	113
123	96	GERKIN, Robert	Robert Gerkin	1:25:04.0	2:24:53.8	123
124	100	SHEAN, Kristin	Kris Shean	1:25:28.4	2:22:02.2	121
125	98	BRANT, Travis	Team Lillie From the Bloc	1:25:51.8	2:33:05.4	127
126	29	PETERS, Ruthie	To the Limit	1:26:14.5	2:13:07.4	108
127	41	DAVIDSON, Dean	Team Grundel	1:26:27.1	2:17:26.2	117
128	16	FREDERICK, Allison	Nantucket Reds	1:27:21.9	2:16:22.9	115
129	1	NEAL, Peter	Peter Neal	1:32:15.7	2:14:12.6	110
130	32	BROOKS, Clark	Clark Brooks	1:37:54.9	2:47:32.2	132
131	7	WEENIG, Andy	Weenig Family	1:41:49.5	2:42:19.1	131


Boat Leg Results

139 Teams

2008 Pole Pedal Paddle

at Jackson, Wyoming

on 4/5/2008



JACKSON HOLE
SKI & SNOWBOARD CLUB



Pica's



SNAKE RIVER
SPORTING CLUB



TORMACK
CUSTOM SCREEN PRINTING INC.



Bank of Jackson Hole
where you can bank on the difference



rendezvous
River Sports * Jackson Hole, Wyoming

SKINNY SKIS

FITZGERALD'S
bicycles
Jackson Hole, WY

Leg	Rank	Bib	Boat Names	Team	Leg Time	After Leg Time Rank
	1	104	SOUTER, Jon	Team Rendezvous River Sports	59:33.3	2:09:18.2 1
	2	134	PRUZAN, Aaron	Aaron Pruzan	1:01:47.8	2:29:44.7 5
	3	44	HUTCHISON, Dave	Team Celeritas	1:02:16.2	2:23:01.8 2
	4	132	BOOTH, Ben	Ben Booth	1:03:26.5	2:31:39.9 6
	5	122	HAASER, Craig	Craig Haaser	1:05:17.0	2:36:56.8 14
	6	108	PFEIFER, Jim	NYC Sub Shop	1:05:41.5	2:27:14.1 4
	7	121	HIPSHER, Mike	Mike Hipsher	1:05:49.8	2:44:36.7 32
	8	106	RORBARGH, Curtiss	Pork Tenderloin	1:07:04.9	2:33:10.5 10
	9	129	ROSS, Evan	Evan Ross	1:07:16.6	2:42:01.7 24
	10	23	O`MALLEY, Sean	Rendezvous Engineering	1:07:24.0	2:26:58.8 3
	11	115	ABRAHAM, Dan	Swamp Donkeys	1:07:26.9	2:43:55.0 30
	12	26	WILSON, Thomas & HESSER, James	Ticonderoga	1:07:53.0	2:43:15.1 26
	13	110	BELLORADO, Orion	Team Zissou	1:07:53.0	2:59:31.1 59
	14	37	ROSCOE, Jim	Jim Roscoe	1:07:57.4	2:39:36.6 18
	15	27	WAGNER, Peter & LANDIS, Dave	Applecrest Farm Orchards	1:08:02.3	2:41:24.8 22
	16	40	WERNER, Michael	Moose	1:08:06.4	2:59:10.1 57
	17	105	HOLLADAY, Casey	Hot Treats, Cold Treats	1:08:13.8	2:39:38.1 19
	18	38	MILES, Tim	Team Tatum	1:08:58.5	2:37:47.3 15
	19	113	KEMPER, Sarah	Rendezvous River Sports	1:09:04.1	2:34:54.3 12
	20	137	MARLOWE, Farley	Farley Marlowe	1:09:15.0	2:41:38.0 23
	21	142	DEUTER, Dayna	Hammer Nutrition	1:09:27.6	2:38:32.1 16
	22	21	BOYNTON, Bryan & STREVEY, Dab	Snake River Brewers/Brewpub	1:09:41.3	2:35:59.8 13
	23	97	MORTON, Spencer	Spencer Morton	1:09:44.0	2:32:56.6 9
	24	143	WHITNEY, Steve	Hot Out of the Gate	1:09:47.9	2:42:52.0 25

Leg						After Leg
Rank	Bib	Boat Names	Team	Leg Time	Time	Rank
25	39	WATSABAUGH, Brad	PUR and the Boys	1:09:54.0	2:46:12.5	35
26	130	DURA, Matthew	Matthew Dura	1:10:38.6	2:43:36.9	27
27	35	WEINBRANDT, Dick	Peaked Sports	1:10:59.5	2:52:44.8	43
28	6	MITCHELL, Jim	CowFish	1:11:05.4	2:38:40.9	17
29	25	STEWART, Randall	International Incident	1:11:06.8	2:44:44.4	33
30	109	BELANGER, Julie	Travis Ward	1:11:09.2	2:32:42.8	7
31	144	EHLERS, Ryan	Space Hogan	1:11:21.5	2:43:54.4	29
32	43	GEORGI, Richard & WIRTH, Any	Richard Georgi	1:12:12.9	2:32:47.3	8
33	145	CONCANNON, Tom	Tom Concannon	1:12:22.4	2:53:15.3	44
34	24	TATOSIAN, Justin	CN Engineers	1:12:35.5	2:43:42.3	28
35	125	BERGART, Dave	Ice Berg	1:12:41.8	2:40:21.8	20
36	93	PRICE, Mike	Mike Price	1:12:56.5	2:48:05.6	36
37	50	STEPEK, Brain	Sidewinder/Piglets	1:13:10.4	2:49:12.8	37
38	140	BOWERMAN, Tracy	Tracy Bowerman	1:13:27.4	2:55:43.3	50
39	120	STEVENS, Dane	Danegerous	1:13:34.9	2:44:34.4	31
40	48	BOOKOUT, Keith	Noel McAlexander	1:14:06.6	3:07:12.7	71
41	4	WILCOX, Sofia	Team Wilcox	1:14:12.1	2:56:27.4	52
42	111	WESTON, Alex	Hampton Kew	1:14:15.6	2:59:27.2	58
43	22	JOHNSON, Ben & LOCKHART, Cody	Wachovia Securities	1:14:16.0	2:51:40.9	39
44	131	SHEPARD, Andy	Andy Shepard	1:14:27.1	2:40:49.7	21
45	47	BLOCK, Ryan & WACHOB, Erik	Sticky Bun Express	1:15:39.4	2:46:10.8	34
46	9	DAWSON, Ted & Theo	Ted Dawson Family	1:15:39.5	3:02:57.5	64
47	75	ONUFER, Chris	Chris Onufer	1:15:42.4	2:52:02.1	40
48	72	PETSCH, Wayne	Team Petsch	1:16:20.7	3:03:38.8	67
49	86	WERNER, Rob	Rob Werner	1:16:32.5	2:53:43.9	47
50	82	YOUNT, Jamie	James Yount	1:17:04.2	3:03:10.1	66
51	1	NEAL, Eliot & NEAL, Bill	Peter Neal	1:17:22.3	3:31:35.0	90
52	19	HOFF, Tim	Fitzgerald Bicycles	1:17:28.5	2:34:30.1	11
53	63	JONES, Amy	Double Dutch Divas	1:17:30.9	3:02:12.0	62
54	138	HERNDON, Anneka	Anneka Herndon/ Clif Bar	1:18:05.5	3:07:43.9	72
55	60	ALBRECHTSEN, Christine	Stephanie McKnight	1:18:49.7	3:08:42.4	73
56	56	HORTON, James	Good Enough	1:19:18.2	3:52:21.1	103
57	84	STOVER, Jesse	Jesse Stover	1:19:18.9	2:57:50.7	56
58	77	JONES, Ben	Ben Jones	1:19:25.3	3:01:09.7	60
59	102	MOORE, Suzanne	Suzanne Moore	1:19:47.6	3:12:28.2	79
60	92	GRAUER, Scott	Scott Grauer	1:20:20.1	3:11:09.8	77
61	49	, ?	OB 1 Jacoby	1:20:21.7	3:04:16.4	69
62	69	BRYAN, Allison & SMITH, Nicolas	Hot And Bothered	1:20:29.3	3:41:21.2	98
63	107	REILLY, Matt	FKNA	1:20:30.6	2:53:43.9	46
64	118	AHLUM, Joel	Hoback Sports	1:21:03.7	3:06:44.8	70
65	112	RUFE, Kate	Katie Engelman	1:21:10.6	2:56:47.9	53
66	94	GOSS, Oliver	Oliver Goss	1:21:39.1	2:56:51.0	54
67	45	WILCOX, Eric	Poo Piddle Puddle	1:22:28.1	3:01:16.3	61

Leg						After Leg
Rank	Bib	Boat Names	Team	Leg Time	Time	Rank
68	20	THOMAS, Patricia	Fitzgeralds Podium Girls	1:22:47.4	2:55:09.6	48
69	78	KELLER, James	Jimmy Jam	1:23:01.4	3:13:17.1	81
70	127	GARNER, trevor	Fitzgerald `s Bicycles	1:23:13.8	2:50:15.7	38
71	53	ANDERSON, Kyle	Cold Turkeys	1:23:13.9	2:52:04.3	41
72	73	TOLSON, Dancy & TOLSON, Dan	Twin Turbo	1:23:20.7	2:53:17.4	45
73	65	YOUNG, Maria & COGSWELL, Parke	Burrito Girls Are Back	1:23:33.1	2:56:00.0	51
74	126	BENINGA, Chase	Chase Beninga	1:24:14.0	3:03:05.0	65
75	29	OATEY, Karen	To the Limit	1:24:26.3	3:37:33.7	96
76	46	PILCHER, Kevin	Team 22	1:24:30.5	2:52:08.1	42
77	85	STANFORD, Jim	Jim Stanford	1:25:05.5	3:12:16.5	78
78	70	KANESS, Steve & KANESS, Tracy	K Squared	1:25:20.6	3:15:59.7	82
79	103	ANDERSON, dallin	Gulag	1:25:24.5	2:57:48.9	55
80	88	MACLEOD, Chris	Chris Macleod	1:26:10.7	3:37:11.1	95
81	61	OLIVER, Elaina	Mighty Aphrodites	1:26:11.0	3:02:37.3	63
82	91	OLSON, Kevin	Kevin Olson	1:26:44.0	3:12:48.6	80
83	62	ROBERTS, Shannon	Maura Harrower	1:27:15.8	3:32:56.9	92
84	81	GREENWOOD, Mark	Greenwod	1:27:44.6	3:25:14.3	87
85	36	HESS, Frank	1031 Exchange, Inc.	1:28:06.3	3:28:44.3	89
86	135	MORLEY, Ben	Ben Morley	1:28:14.2	3:09:15.3	74
87	146	KLOSTERMAN, Ann	dos cabezas - Fitzgeralds Bicyc	1:28:19.9	2:55:25.8	49
88	147	STEINBERG, Katie	Hoyt-Steinberg	1:28:24.3	3:42:38.9	99
89	99	LEE, Nancy	What `s Your Message?	1:29:07.6	3:42:51.8	100
90	76	BART, Conrad	Conrad Bart	1:29:59.6	3:09:38.8	75
91	141	ONUFER, Liz	Liz Onufer	1:30:04.7	3:27:17.4	88
92	28	DAILY, Carolyn & DAILY, John	John Daily	1:30:59.4	3:24:18.7	85
93	83	RESOR, Miller	Silver Bullet	1:31:55.0	3:03:58.8	68
94	32	BROOKS, Clark	Clark Brooks	1:32:22.6	4:19:54.8	114
95	139	KNUDSEN, Jodi	Jodi Knudsen	1:32:39.2	3:24:41.6	86
96	136	STARNES, James	Blue Spruce Cleaners	1:34:03.8	3:48:17.7	102
97	124	MORALES, Nestor	Nestor Morales	1:34:07.9	3:55:38.2	104
98	74	WRITGH, Patrick	Katherine Longfield	1:34:19.1	3:10:16.7	76
99	15	MOYER, Betsy	The Pink Ladies	1:35:40.1	3:31:41.3	91
100	59	MILLS, Katie	Aspen Travel	1:35:53.9	3:34:36.2	93
101	79	NOLEN, Bradley	Brad Nolen	1:36:05.9	4:11:50.4	112
102	71	GALUSHA, Chip & COZZENS, Jeannine	Galusha	1:36:29.0	3:39:28.4	97
103	123	MORALES, Marco	Marco A. Morales	1:39:40.4	3:56:00.3	105
104	17	KNOWLES, Brent & WETZEL, Trevor	Trigga Man & Man Ram	1:39:52.3	4:18:26.3	113
105	95	DENNIS, Tobin	Tobin Denis	1:40:10.4	3:36:20.1	94
106	100	SHEAN, Kristin	Kris Shean	1:41:47.9	4:03:50.1	108
107	90	SMITH, Evan	Evan Smith	1:42:53.7	3:20:04.5	84
108	96	GERKIN, Robert	Robert Gerkin	1:46:43.3	4:11:37.2	111
109	41	DAVIDSON, Dean & HOLMES, Tim	Team Grundel	1:46:49.6	4:04:15.7	109
110	66	CALDWELL, Caitlin	Caitlin Caldwell	1:48:28.2	4:25:02.8	121

Leg Rank	Bib	Boat Names	Team	Leg Time	After Leg Time	Rank
111	51		Nordic Center	1:50:06.2	3:18:46.5	83
112	3	MCCANDLESS, Cora & MCCANDLESS, Sara & MCCANDLESS, David	Team McCandless	1:52:49.4	4:21:38.4	116
113	10	JENNINGS, Dick & JENNINGS, Megan	Monkeys	1:56:00.8	4:21:47.3	117
114	5	PECK, Nicole	Peck Family	2:03:44.3	3:43:04.6	101
115	57	KOSKI, Tim & SCOTT, Margaret	Cat Like Reflexes	2:04:00.7	3:57:48.8	106
116	11	DUNCKER, Alex & DUNCKER, Paul	Slam Duncers	2:05:38.1	4:20:48.5	115
117	42	CARTER, Arne	Dave Hansen Whitewater and s	2:09:44.3	4:33:24.5	122
118	14	SWEET, Diana	Three Hookers & a John	2:16:54.9	4:22:09.9	118
119	2	FRY, Brynlin & FRY, Haven	The Fry Factor	2:19:30.2	4:37:33.1	123
120	8	BUTLER, Lynne & BUTLER, Conor & BUTLER, Keegan	Butler Family	2:22:40.5	4:05:05.4	110
121	58	THACKRAY, Matthew & MEI, Jennifer & BOWERS, Matt	Jennifer Mei	2:23:14.9	4:24:12.6	120
122	7	WEENIG, Andrea	Weenig Family	2:25:42.0	5:08:01.1	127
123	52	RAMIREZ, Jessey	Picas	2:28:09.0	4:01:28.5	107
124	54	DOWD, Peter & CROSBY, Andrew & HOLMES, Matthew & BURGHARDT, Jennifer & DEMPSEY, Steven	Jenny Burghardt	2:35:07.9	4:38:42.9	124
125	13	MAYER, William & COLCLOUGH, Karen & HALL, Loren & HRUSKA, Bethanie & KLASSEM, Erin & BARWELL, Ian	Head Bangers Ball	2:38:27.0	4:22:57.2	119
126	12	CORDELL, Benjamin & REID, JW	Hot Dogs 4 Hot Dog	2:40:42.5	4:57:58.4	125
127	16	FREDERICK, Allison	Nantucket Reds	2:42:30.9	4:58:53.8	126